

SELECT REPLACEMENT OF THE FLOOR TILES IN THE MAIN HALL AND WEST HALL - Phase 2


AT

WASHINGTON UNION STATION

WASHINGTON, D.C.



*View of Main Hall, looking toward the West Hall,
1921, Library of Congress*



View of Main Hall, looking west, March 2021, by D. Traini.

FOR: UNION STATION REDEVELOPMENT CORPORATION

Douglas Carr, President and Chief Executive Officer
750 FIRST STREET, N.E., SUITE 1010
WASHINGTON, D.C. 20002
(202) 222-0271

BY: JOHN BOWIE ASSOCIATES, Historical Architects

John R. Bowie, F.A.I.A., Historical Architect
204 WEST ROSE VALLEY ROAD
WALLINGFORD, PENNSYLVANIA 19086
(610) 565-1268

IN ASSOCIATION WITH:

PROMACS, L.L.C., Consulting General Contractors
4700 SUNDOWN ROAD
LAYTONSVILLE, MD 20882
(301) 924-5869

AND:

R. BRATTI ASSOCIATES, INC., Consulting Historic Masons
401 EAST GLEBE ROAD
ALEXANDRIA, VA 22305
(703) 549-6800

LIST OF DRAWINGS:

CS - Cover Sheet
A1 - Summary of Work
A2 - Summary of Work - Continued
A3 - Floor Plan Showing Space Allocations
A4 - Overall Floor Plan
A5 - Typical Tile Details
A6 - Floor Plan - Main Hall, Bay 1 North
A7 - Floor Plan - Main Hall, Bay 2 North
A8 - Floor Plan - Main Hall, Bay 3 North
A9 - Floor Plan - Main Hall, Bay 4 North
A10 - Floor Plan - Main Hall, Bay 5 North
A11 - Floor Plan - Main Hall, Bay 1 South
A12 - Floor Plan - Main Hall, Bay 2 South
A13 - Floor Plan - Main Hall, Bay 3 South
A14 - Floor Plan - Main Hall, Bay 4 South
A15 - Floor Plan - Main Hall, Bay 5 South

A16 - Floor Plan - Main Hall, East Colonnade
A17 - Floor Plan - West Hall, Bays 1&2
A18 - Floor Plan - West Hall, Bays 3&4
A19 - Floor Plan - West Hall, Bay 5 North
A20 - Floor Plan - West Hall, Bay 5 South
A21 - Floor Tile Photos - 1
A22 - Floor Tile Photos - 2
A23 - Floor Tile Photos - 3
A24 - Floor Tile Photos - 4
A25 - Floor Tile Photos - 5
A26 - Floor Tile Photos - 6
A27 - Construction Details - 1
A28 - Construction Details - 2
A29 - Construction Details - 3
A30 - Construction Details - 4

REVISIONS:

John Bowie Associates
204 West Rose Valley Road
Wallingford, Pennsylvania 19086
Phone: 610.565.1268
Architects and Consultants to Museums, Historic Sites and Cultural Properties

SCALE: AS NOTED

DATE: May 16, 2023

DRAWN: EAO

APPROVED: JRB

SELECT REPLACEMENT OF THE FLOOR TILES
IN THE MAIN HALL AND WEST HALL - Phase 2
Washington Union Station
Washington, D. C.

SHEET TITLE: COVER SHEET

SHEET NO.

CS

SHEET 0 OF 30

SUMMARY OF WORK

1. REPLACE FLOOR TILES - BASE BID

BAY 1, NORTH

A7

BAY 2, NORTH

A27, A30, F33, H8, H9, I8, J8

BAY 3, NORTH

T26, T27

BAY 4, NORTH

B1, B2, C1, C2, E18, F18, F19

BAY 5, NORTH

I31, J31, O32, O33, W19, W20, X19, X20

BAY 1, SOUTH

K15, K24, L14, L15, L21, L22, L23, M14, M15, Q26, R26, S28, S29, T28

BAY 2, SOUTH

G27, G28, H17, H27, I16, I17, J15, J16, K15

BAY 3, SOUTH

NONE

BAY 4, SOUTH

NONE

BAY 5 SOUTH

W4, X26, X27, Y26, Y27

EAST COLONNADE NORTH

C31

EAST COLONNADE SOUTH

A17, B11, B17, C11

BAY 1 & 2 WEST

NONE

BAY 3 & 4 WEST

AB1, K3, J4

BAY 5 WEST - NORTH

NONE

BAY 5 WEST - SOUTH

NONE

**TOTAL REPLACEMENTS
BASE BID - 61 TILES**

2. REPLACE FLOOR TILES - ALTERNATE "A"

BAY 1, NORTH

N14, V26

BAY 2, NORTH

NONE

BAY 3, NORTH

NONE

BAY 4, NORTH

C11, E10, O5, U25

BAY 5, NORTH

I28, J22

BAY 1, SOUTH

Q8

BAY 2, SOUTH

L11, M22

BAY 3, SOUTH

NONE

BAY 4, SOUTH

D14, G32

BAY 5 SOUTH

B32, E22, N19, O27, P23, Y33

EAST COLONNADE NORTH

NONE

EAST COLONNADE SOUTH

NONE

BAY 1 & 2 WEST

AA10

BAY 3 & 4 WEST

NONE

BAY 5 WEST - NORTH

NONE

BAY 5 WEST - SOUTH

NONE

**TOTAL REPLACEMENTS
ALTERNATE "A" - 20 TILES**

GENERAL PROJECT NOTES

1.0 PROJECT INTRODUCTION:

- 1.1. Washington Union Station is listed in the National Register of Historic Places and is recognized as a nationally significant landmark. The Main Hall is one of the Station's most prominent spaces; it is also one of the most iconic and monumental spaces in the nation.
- 1.2. The floor tiles in the Main Hall and West Hall are not historic. However, the floor tiles in the East Hall are historic and original to the Station.
 - 1.2.1. The floor tiles in the Main Hall and West Hall were installed in the 1986-1988 Station Restoration Project.
 - 1.2.2. The color, texture, mottling, veining, size and geometry of the Main Hall and West Hall floor tiles exactly match the original layout, as noted in various historic photographs and the original Daniel Burnham drawings from 1903.
 - 1.2.3. Phase 1 of the Main Hall and West Hall Floor Tile Replacement Project was undertaken in 2019-20. Approximately 460 tiles throughout the Main Hall and West Hall were replaced, with the greatest concentration being in the center of the Main Hall (where the former Center Café was located) and the flanking areas in Bay 1 South and Bay 5 South (where the former circular fountain/planters were located).
 - 1.2.4. Phase 1 of the Main Hall and West Hall Floor Tile Replacement Project was performed together by Promacs, L.L.C. (Laytonsville, MD) and R. Bratti Associates, Inc. (Alexandria, VA). Both firms are assisting with the architectural design and administration of this Phase 2 Project, and are NOT competing on it.
- 1.3. All of the freestanding columns, wall materials, wall surfaces, drinking fountains, vestibule doors and frames, corner doors and stone frame surrounds are historic and original to the Station.
- 1.4. The bronze grilles, electrical outlets, air distribution towers and directories located in the floor throughout the Main Hall and West Hall were installed in the 1986-1988 Station Restoration Project.
 - 1.4.1. They are not historic; however, they are critical to the proper functioning, operation and ongoing maintenance of the Station.
 - 1.4.2. They shall be treated with the same degree of care as the historic materials described herein.

2.0 GENERAL PROJECT SCOPE:

- 2.1. Install temporary local protection around each location where work is scheduled to take place so as to prevent uninvited persons from entering.
- 2.2. Perform utility searches in the vicinities of all work areas to identify possible buried active electrical conductors within the mortar sub-bed.
- 2.3. Carefully demolish existing floor tiles, mortar bed, welded wire mesh reinforcing, and cleavage membrane in accordance with the Drawings and Specifications, taking care not to damage any active electrical conductors.
- 2.4. Remove all demolished materials off site and place in dumpster located in east sub-basement
- 2.5. Protect and retain all small 6" x 6" reddish "diamond" tiles in place:
 - 2.5.1. The "diamond" tiles are no longer commercially available and the Owner does not possess an attic stock of replacement tiles. They must be protected and left intact.
 - 2.5.2. The "diamond tiles left in place will ensure a proper fit of the new tiles.
- 2.6. Confirm adequacy of the existing concrete slab to accommodate the new floor tiles.
- 2.7. Install new cleavage membrane, welded wire mesh reinforcing, mortar bed and tile, taking care to align all edges and a perfectly level and smooth transition onto all adjacent existing tiles.
- 2.8. Remove temporary protection.
- 2.9. Thoroughly clean each replaced tile and all tiles within a 10 foot distance of each replaced tile.

CONTINUED ON SHEET A2

REVISIONS:

John Bowie Associates

204 West Rose Valley Road
Wallingford, Pennsylvania 19086

Phone: 610.565.1268

Architects and Consultants to Museums, Historic Sites and Cultural Properties

SCALE: AS NOTED

DATE: May 16, 2023

DRAWN: EAO

APPROVED: JRB

**SELECT REPLACEMENT OF THE FLOOR TILES
IN THE MAIN HALL AND WEST HALL - Phase 2**

Washington Union Station
Washington, D. C.

SHEET TITLE: SUMMARY OF WORK

SHEET NO.

A1

SHEET 1 OF 30

GENERAL PROJECT NOTES - CONTINUED

3.0 NECESSARY CONTRACTOR PREQUALIFICATIONS:

- 3.1. Minimum three (3) projects (within the past eight [8] years) of comparable size and complexity demonstrating experience removing and installing new, large-size marble floor tiles in high-traffic, public environments.

4.0 CODES AND STANDARDS

- 4.1. International Existing Building Code (IEBC), 2018 edition
- 4.2. International Building Code (IBC), 2018 edition
- 4.3. *Secretary of the Interior's Standards for the Treatment of Historic Properties*, 2017 edition, specifically "Standards for Preservation & Guidelines for Preserving Historic Buildings"
- 4.4. The *Dimension Stone Design Manual (DSDM)*, 2022 edition, of the Natural Stone Institute (formerly the Marble Institute of America and the Building Stone Institute).

5.0 PROJECT WORK RESTRICTIONS:

- 5.1. Throughout the course of this Project, the Main Hall and West Hall will remain completely open for visitors and groups who rent the spaces for events (such as receptions, parties, lectures, etc.).
- 5.2. The Work of the Project shall be conducted as a single phase - it shall not be broken into separate phases.
 - 5.2.1. Prior to work start-up, submit an Emergency Evacuation Plan for approval by the Authority Having Jurisdiction (AHJ).
- 5.3. No work shall take place during special events in either the Main Hall and/or West Hall - see Project Specification for dates and times.
 - 5.3.1. All work shall be preformed during night shift, as noted in Project Specifications.
 - 5.3.2. Progress meetings shall be regularly scheduled (every week) during the day.
- 5.4. Be responsible to keep all areas of the Main Hall and West Hall (including non-work areas at all times during the Project) clean, dust-free, and free of all construction-related materials and equipment.

6.0 WORK SEQUENCE:

- 6.1. The Sequence of Work, including all means and methods, is the sole responsibility of the Contractor.
 - 6.1.1. However, the Contractor is requested to keep his/her work environment as compact as reasonably practical so as not to disturb too large an area of the Main Hall and/or West Hall at one time.

7.0 MATERIALS AND PRODUCTS:

- 7.1. Cleavage membrane:
 - 7.1.1. 8 mil thickness polyethylene construction sheeting

7.2. Reinforcing:

- 7.2.1. 16 gauge, 2" x 2" hot-dip galvanized, low-carbon welded wire mesh

7.3. Mortar mix:

- 7.3.1. Portland cement - Type I meeting ASTM C150
- 7.3.2. Aggregate - sand, washed and clean
- 7.3.3. Latex additive - equal to Laticrete 3701 Liquid Latex Additive
- 7.3.4. Thin-set materials - equal to Laticrete 4XLT thinset mortar
- 7.3.5. Tile grout - equal to Laticrete Permacolor Select grout

7.4. Marble Tiles:

- 7.4.1. All marble tiles to be provided by the Owner:
 - 7.4.2. Tiles to be quarried from the Danby Quarry (Vermont Quarries Corporation), Danby, Vermont
 - 7.4.3. Primary tiles (white) are approximately 24" x 24" x 3.0 cm in thickness. Contractor to cut and fit the beveled corners and sides to accommodate the 6" x 6" reddish "diamond" tiles and the adjacent marble tiles
 - 7.4.4. 6" x 6" reddish diamond tiles are no longer commercially available and the Owner does not possess an attic stock of replacement tiles. They must be protected and left intact.
 - 7.4.5. Marble tiles to be delivered from the quarry by the Owner and stored in the warehouse of R. Bratti Associates, Inc. (in Alexandria, VA) before any demolition for the Project commences.
 - 7.4.6. Contractor to deliver the tiles from the Bratti warehouse to the Work Area of the Project in accordance with the schedule provided by the Contractor and as approved by the Owner.
- ### 7.5. Floor cleaning and honing
- 7.5.1. Prior to honing clean all repaired and replaced tiles with water. Do not use soaps or detergent. Do not use hot water.
 - 7.5.2. Hone the repaired and replaced tiles with a rotary pad and small amounts of water.
 - 7.5.3. Vacuum thoroughly while honing.
 - 7.5.4. Honed finish shall be flat with no gloss or sheen.
 - 7.5.5. Gradually decrease the amount of honing on all tiles within a 10 foot distance of replaced tiles, so that the honed finish is feathered.
- 7.6. Do not seal the tiles.
 - 7.7. Do not polish the tiles.

REVISIONS:

John Bowie Associates
204 West Rose Valley Road
Wallingford, Pennsylvania 19086
Phone: 610-565-1268
Architects and Consultants to Museums, Historic Sites and Cultural Properties

SCALE: AS NOTED

DATE: May 16, 2023

DRAWN: EAO

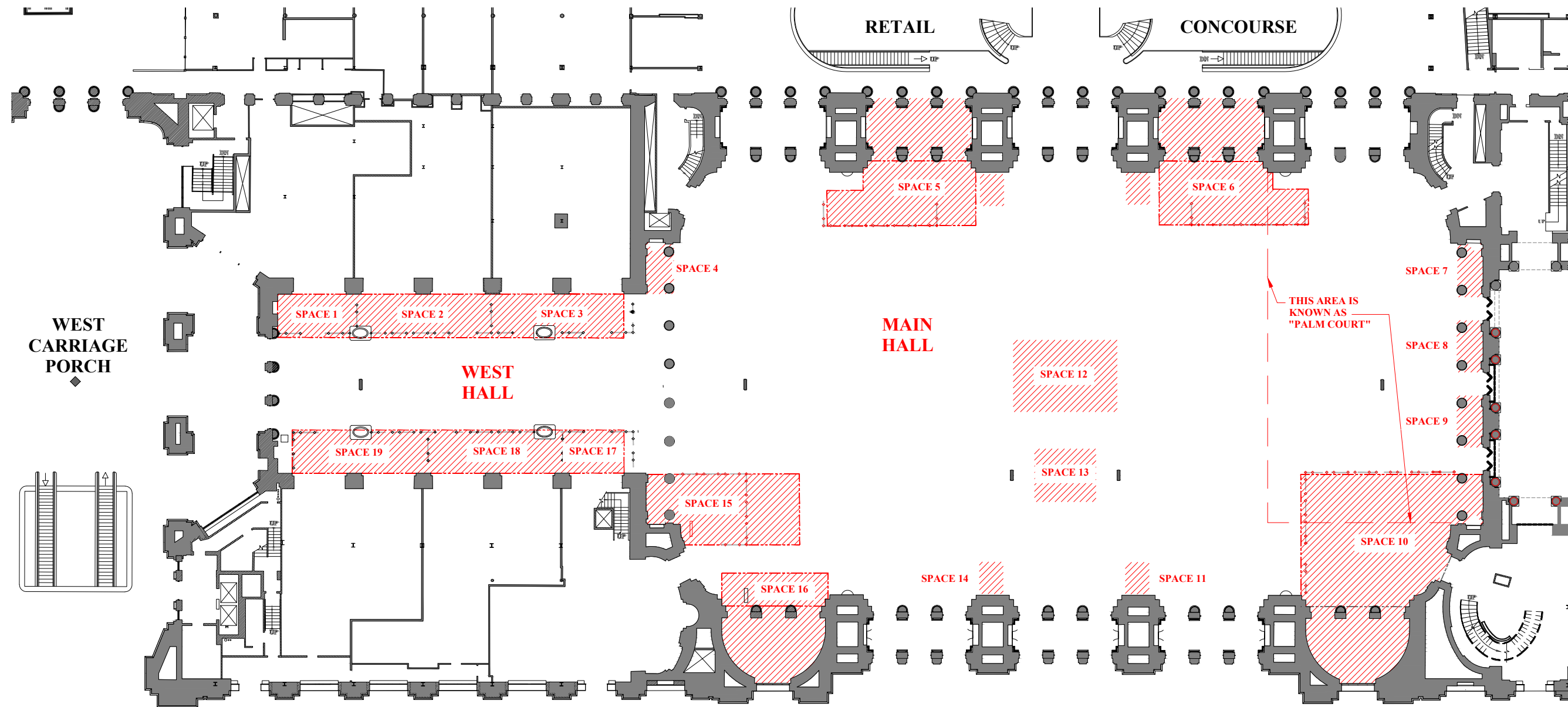
APPROVED: JRB

**SELECT REPLACEMENT OF THE FLOOR TILES
IN THE MAIN HALL AND WEST HALL - Phase 2**
Washington Union Station
Washington, D. C.
SHEET TITLE: SUMMARY OF WORK - CONTINUED

SHEET NO.

A2

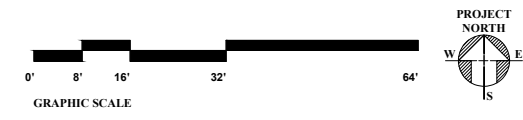
SHEET 2 OF 30



1
A3

FLOOR PLAN SHOWING SPACE ALLOCATIONS MAIN AND WEST HALLS

SCALE: 1/32" = 1'-0"



REVISIONS:

John Bowie Associates
 204 West Rose Valley Road
 Wallingford, Pennsylvania 19086
 Phone: 610.565.1268
 Architects and Consultants to Museums, Historic Sites and Cultural Properties

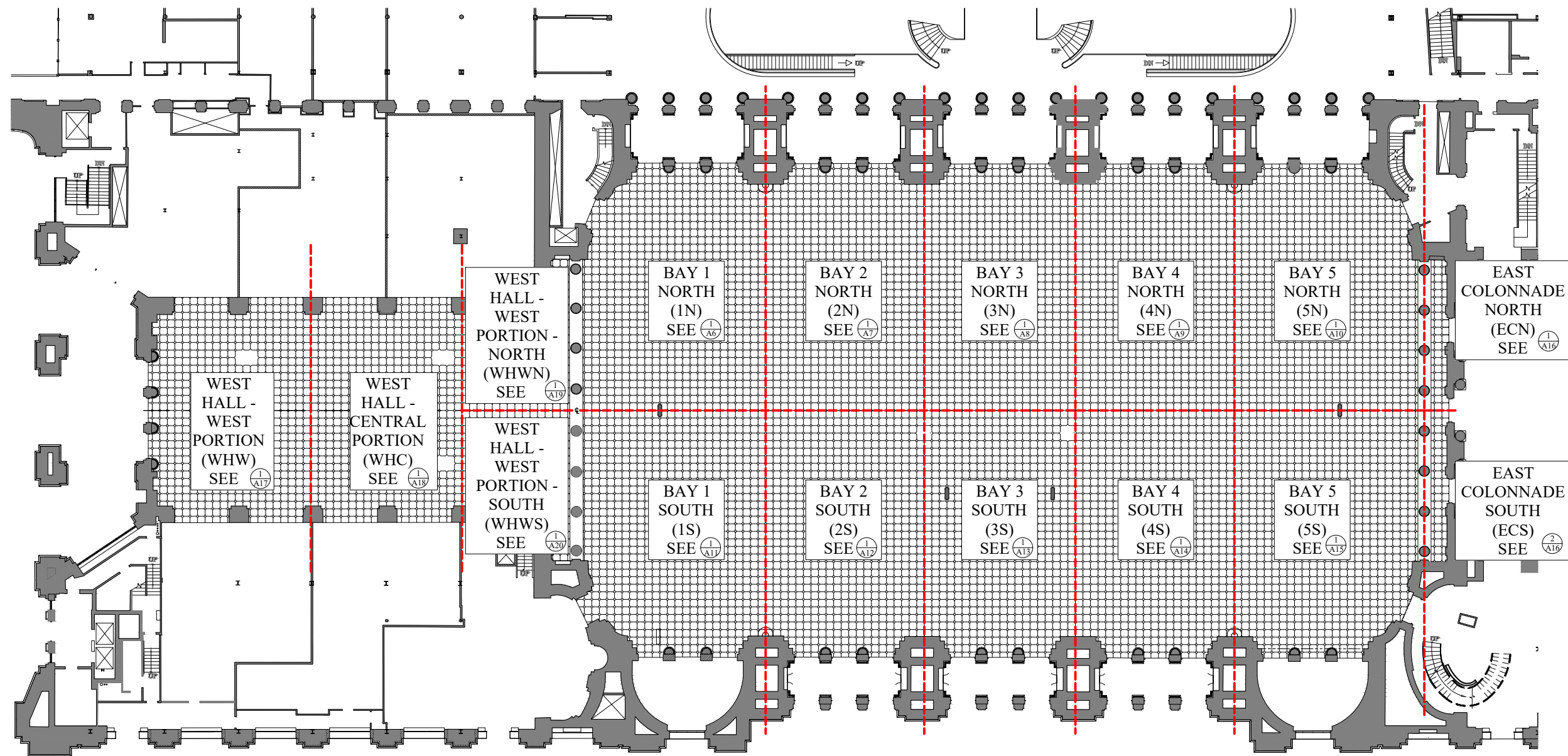
SCALE: AS NOTED
 DATE: May 16, 2023
 DRAWN: EAO
 APPROVED: JRB

**SELECT REPLACEMENT OF THE FLOOR TILES
 IN THE MAIN HALL AND WEST HALL - Phase 2**
 Washington Union Station
 Washington, D. C.
 SHEET TITLE: FLOOR PLAN SHOWING SPACE ALLOCATIONS

SHEET NO.

A3

SHEET 3 OF 30



1
A4

OVERALL FLOOR PLAN MAIN AND WEST HALLS

SCALE: 1/32" = 1'-0"



REVISIONS:

John Bowie Associates
204 West Rose Valley Road
Wallingford, Pennsylvania 19086
Phone: 610.565.1268
Architects and Consultants to Museums, Historic Sites and Cultural Properties

SCALE: AS NOTED
DATE: May 16, 2023
DRAWN: EAO
APPROVED: JRB

**SELECT REPLACEMENT OF THE FLOOR TILES
IN THE MAIN HALL AND WEST HALL - Phase 2**
Washington Union Station
Washington, D. C.
SHEET TITLE: OVERALL FLOOR PLAN MAIN AND WEST HALLS

SHEET NO.

A4

SHEET 4 OF 30

FULLY GROUT ALL JOINTS -
MATCH EXG JOINT WIDTH
INSTALL NEW MARBLE
TILE (TYP 2cm THICKNESS)

INSTALL NEW THIN - SET
MORTAR

INSTALL NEW MORTAR
BED ± 3" TO MATCH
EXG THICKNESS

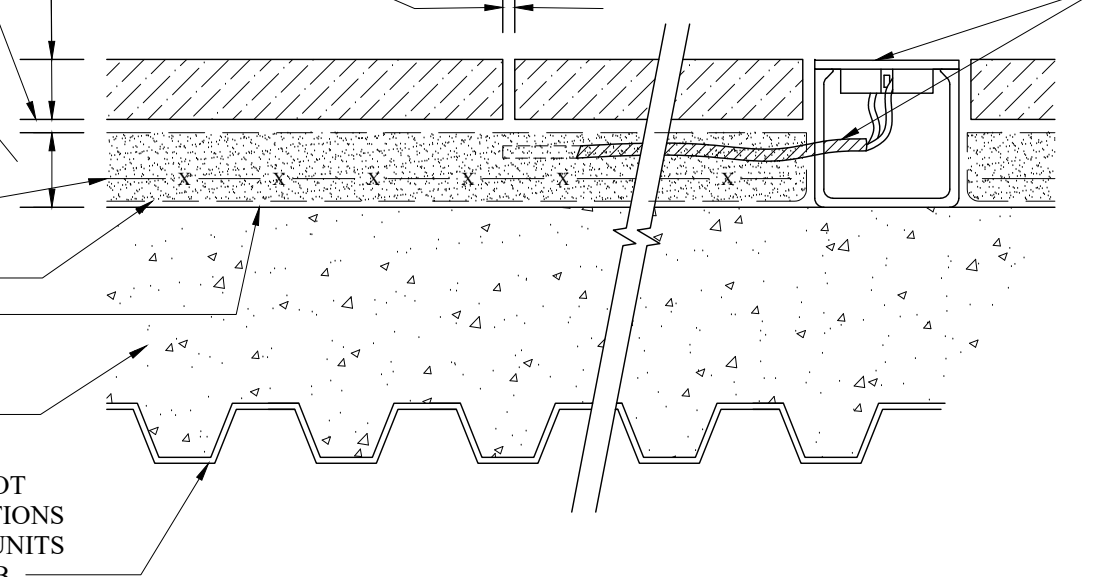
INSTALL NEW
WELDED WIRE
MESH

INSTALL NEW PLASTIC
CLEAVAGE MEMBRANE
1" CLEAR TYP

EXG CONC SLAB
INSTALLED 1986-88 - DO
NOT DISTURB

EXG CORRUG STEEL PAN -
INSTALLED 1986-88 - DO NOT
DISTURB - IN SOME LOCATIONS
ORIGINAL TERRA COTTA UNITS
REMAIN - DO NOT DISTURB

EXG BRONZE CAP/ FRAME AND
120/240 VAC FLR RECEPTACLE &
CONDUCTORS - EXG LOC'N &
DEPTH OF CONDUCTORS NOT
KNOWN



2
A5

TYPICAL SECTION "A-A" THROUGH FLOOR SYSTEM

NO SCALE

LEGEND	
	REPLACE FLOOR TILE: BASE BID
	REPLACE FLOOR TILE: ALTERNATE "A"
	FLOOR OUTLET
	WATER FOUNTAIN
	FLOOR GRILLE
	AIR DISTRIBUTION TOWER
	DIRECTORY

REVISIONS:

John Bowie Associates
204 West Rose Valley Road
Wallingford, Pennsylvania 19086
Phone: 610.565.1268
Architects and Consultants to Museums, Historic Sites and Cultural Properties

SCALE: AS NOTED
DATE: May 16, 2023
DRAWN: EAO
APPROVED: JRB

**SELECT REPLACEMENT OF THE FLOOR TILES
IN THE MAIN HALL AND WEST HALL - Phase 2**
Washington Union Station
Washington, D. C.

SHEET NO.

A5

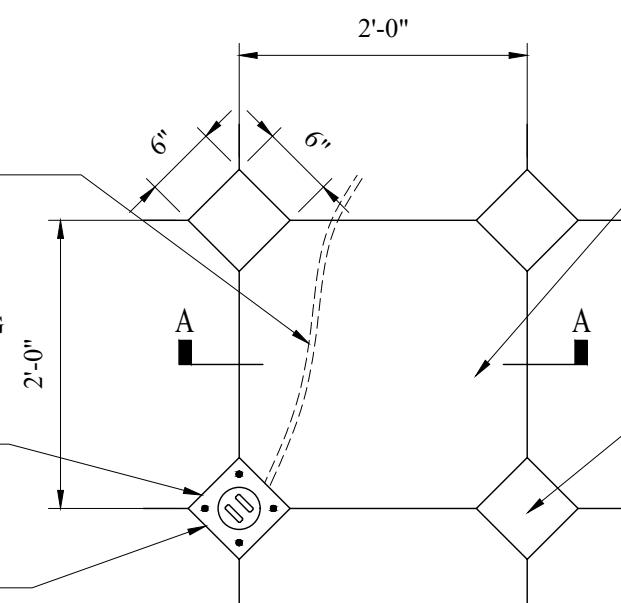
SHEET 5 OF 30

NOTE: HONE INSTALLED TILE,
AND HONE TILES WITHIN 10 FOOT
DISTANCE IN A GRADUALLY
DECREASING MANNER SO THAT
THE HONED FINISH IS
FEATHERED.

USE EXTREME CAUTION
DURING DEMOLITION
FOR POSSIBLE LIVE
120/240 VAC
CONDUCTORS EMBEDDED
IN THICKNESS OF SETTING
BED. TAKE CARE TO
PROTECT IT.

EXG 120/240 VAC FLR
RECEPTACLE SET IN
BRONZE CAP/FRAME

INSTALL GROUT JOINT
AROUND PERIMETER




MARBLE TILE - PROVIDED
BY OWNER - CUT ALL
CORNERS AND TRIM SIDES
SLIGHTLY TO ENABLE SNUG
FIT AND ALLOW FOR EDGE
GROUT

TYP. 6" X 6" EXIST'G
REDDISH "DIAMOND" TILE -
USE EXTREME CAUTION
WORKING AROUND THESE
TILES - THEY ARE NO
LONGER BEING MADE AND
THERE IS NO ATTIC STOCK
AVAILABLE

1
A5

PLAN DETAIL OF TYPICAL TILE PLACEMENT

SCALE: 3/4" = 1'-0"



LEGEND

- REPLACE FLOOR TILE: BASE BID
- REPLACE FLOOR TILE: ALTERNATE "A"

REVISIONS:

John Bowie Associates
 204 West Rose Valley Road
 Wallingford, Pennsylvania 19086
 Phone: 610-565-1268
 Architects and Consultants to Museums, Historic Sites and Cultural Properties

SCALE: AS NOTED
 DATE: May 16, 2023
 DRAWN: EAO
 APPROVED: JRB

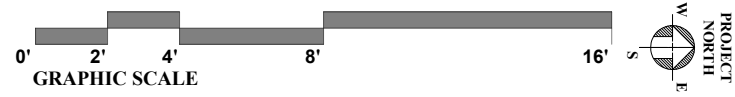
SELECT REPLACEMENT OF THE FLOOR TILES IN THE MAIN HALL AND WEST HALL - Phase 2
 Washington Union Station
 Washington, D. C.

SHEET TITLE: FLOOR PLAN - MAIN HALL, BAY 1 NORTH

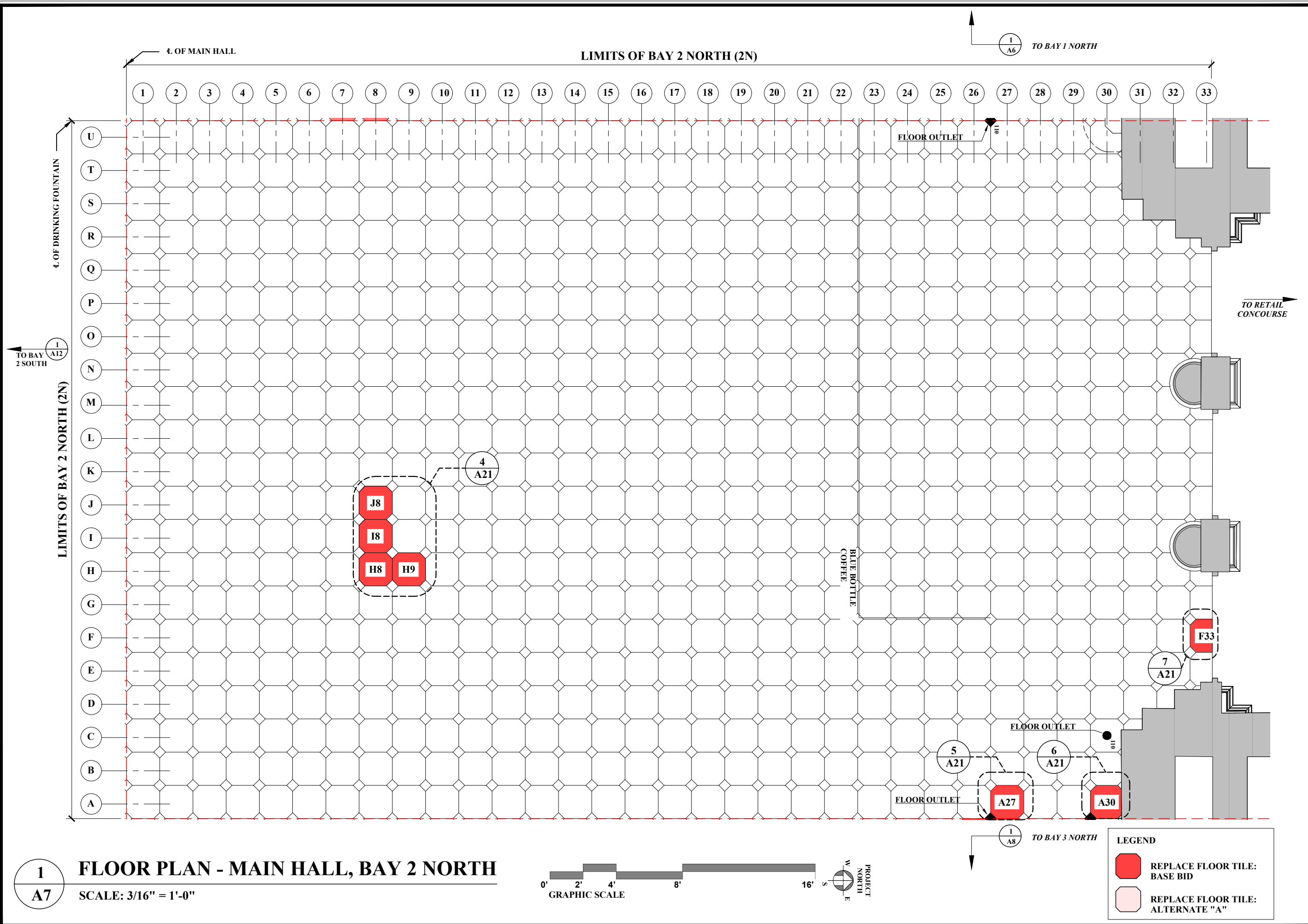
SHEET NO. **A6**

SHEET 6 OF 30

1 FLOOR PLAN- MAIN HALL, BAY 1 NORTH
 SCALE: 3/16" = 1'-0"



TO BAY 2 NORTH



1
A7

FLOOR PLAN - MAIN HALL, BAY 2 NORTH
SCALE: 3/16" = 1'-0"



LEGEND

	REPLACE FLOOR TILE: BASE BID
	REPLACE FLOOR TILE: ALTERNATE "A"

REVISIONS:

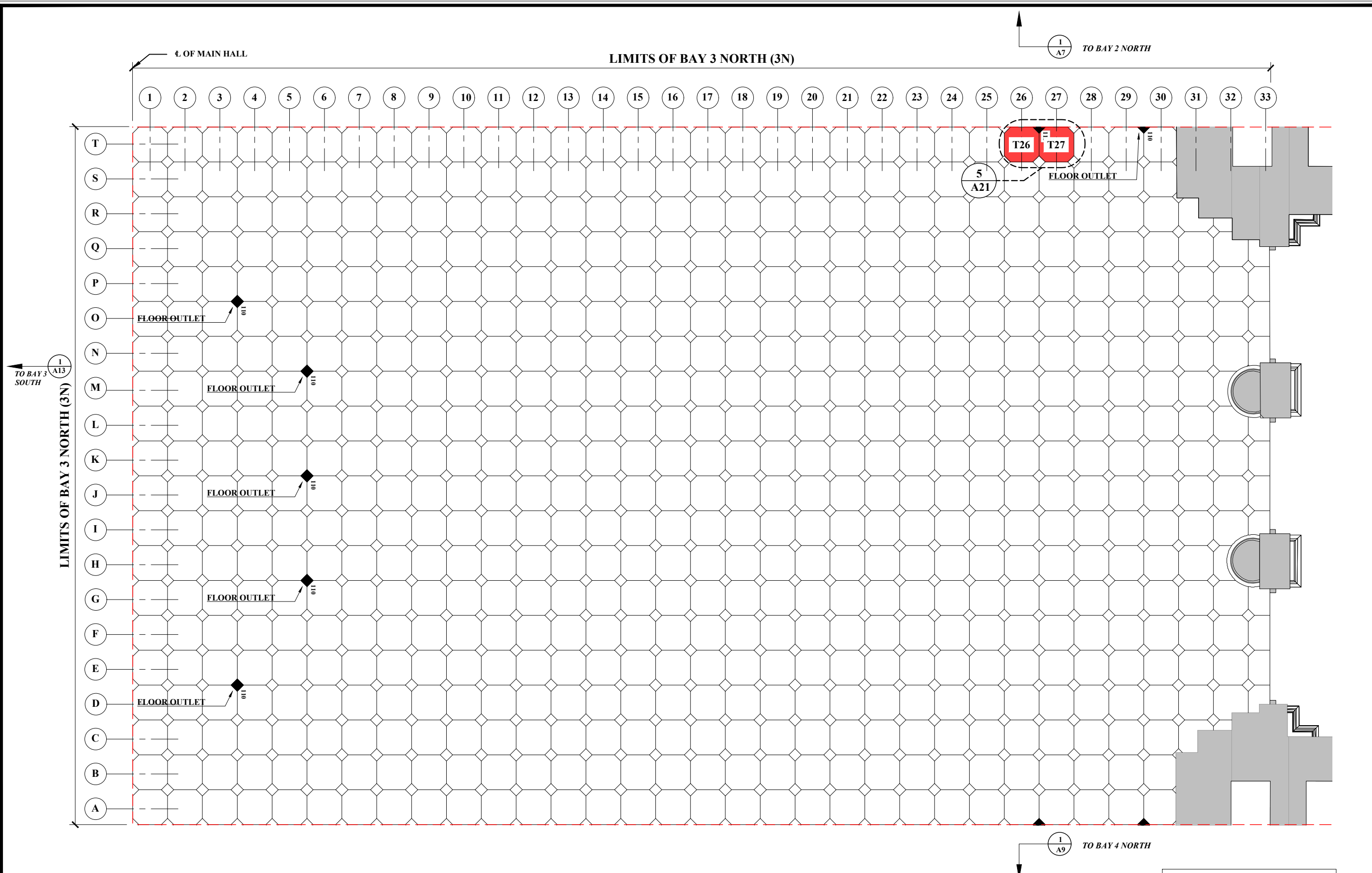
John Bowie Associates
 204 West Rose Valley Road
 Wallingford, Pennsylvania 19086
 Phone: 610-565-1268
 Architects and Consultants to Museums, Historic Sites and Cultural Properties

SCALE: AS NOTED
 DATE: May 16, 2023
 DRAWN: EAO
 APPROVED: JRB

**SELECT REPLACEMENT OF THE FLOOR TILES
 IN THE MAIN HALL AND WEST HALL - Phase 2**
 Washington Union Station
 Washington, D. C.

SHEET TITLE: FLOOR PLAN - MAIN HALL, BAY 2 NORTH

SHEET NO.
A7
 SHEET 7 OF 30



1
A8 **FLOOR PLAN - MAIN HALL, BAY 3 NORTH**
SCALE: 3/16" = 1'-0"



LEGEND

- REPLACE FLOOR TILE: BASE BID
- REPLACE FLOOR TILE: ALTERNATE "A"

REVISIONS:

John Bowie Associates
204 West Rose Valley Road
Wallingford, Pennsylvania 19086
Phone: 610-565-1268
Architects and Consultants to Museums, Historic Sites and Cultural Properties

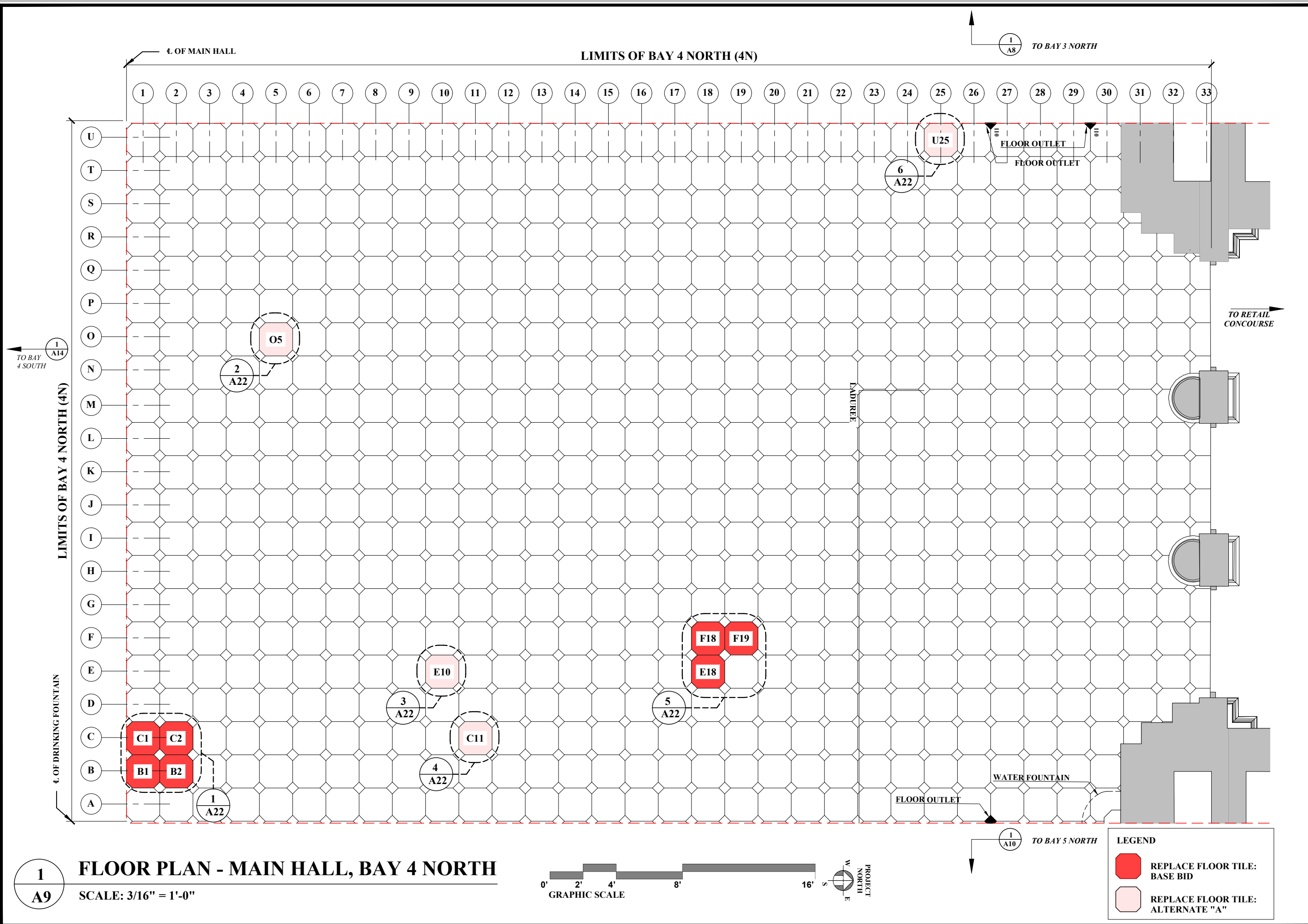
SCALE: AS NOTED
DATE: May 16, 2023
DRAWN: EAO
APPROVED: JRB

SELECT REPLACEMENT OF THE FLOOR TILES IN THE MAIN HALL AND WEST HALL - Phase 2
Washington Union Station
Washington, D. C.

SHEET TITLE: FLOOR PLAN - MAIN HALL, BAY 3 NORTH

SHEET NO. **A8**

SHEET 8 OF 30



1
A9

FLOOR PLAN - MAIN HALL, BAY 4 NORTH
SCALE: 3/16" = 1'-0"



LEGEND

- REPLACE FLOOR TILE: BASE BID
- REPLACE FLOOR TILE: ALTERNATE "A"

REVISIONS:


John Bowie Associates
204 West Rose Valley Road
Wallingford, Pennsylvania 19086
Phone: 610-565.1268
Architects and Consultants to Museums, Historic Sites and Cultural Properties

SCALE: AS NOTED
DATE: May 16, 2023
DRAWN: EAO
APPROVED: JRB

**SELECT REPLACEMENT OF THE FLOOR TILES
IN THE MAIN HALL AND WEST HALL - Phase 2**
Washington Union Station
Washington, D. C.


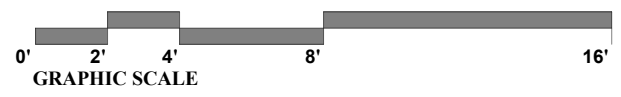
SHEET TITLE: FLOOR PLAN - MAIN HALL, BAY 4 NORTH

SHEET NO.
A9
SHEET 9 OF 30



1
A10

FLOOR PLAN - MAIN HALL, BAY 5 NORTH
SCALE: 3/16" = 1'-0"



2
A16 to East Colonnade North

LEGEND

- REPLACE FLOOR TILE: BASE BID
- REPLACE FLOOR TILE: ALTERNATE "A"

REVISIONS:

John Bowie Associates
204 West Rose Valley Road
Wallingford, Pennsylvania 19086
Phone: 610-565-1268
Architects and Consultants to Museums, Historic Sites and Cultural Properties

SCALE: AS NOTED
DATE: May 16, 2023
DRAWN: EAO
APPROVED: JRB

SELECT REPLACEMENT OF THE FLOOR TILES IN THE MAIN HALL AND WEST HALL - Phase 2
Washington Union Station
Washington, D. C.

SHEET TITLE: FLOOR PLAN - MAIN HALL, BAY 5 NORTH



SHEET NO. **A10**

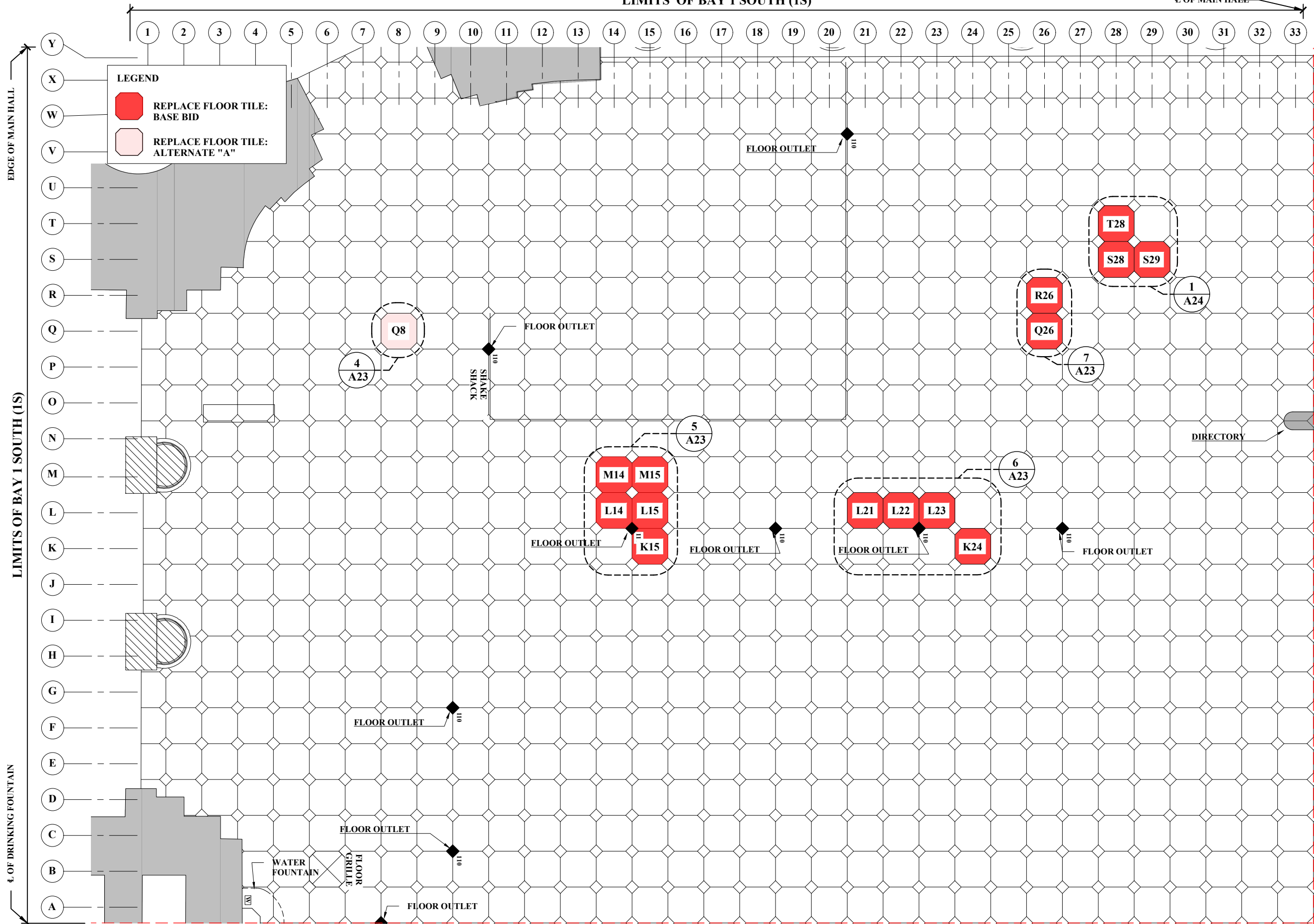
SHEET 10 OF 30

LIMITS OF BAY 1 SOUTH (1S)

← OF MAIN HALL →

LEGEND

-  REPLACE FLOOR TILE: BASE BID
-  REPLACE FLOOR TILE: ALTERNATE "A"



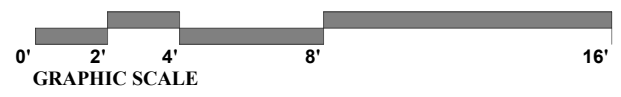
LIMITS OF BAY 1 SOUTH (1S)

← OF DRINKING FOUNTAIN

1 A6 TO BAY 1 NORTH

1 A12 TO BAY 2 SOUTH

1 **FLOOR PLAN - MAIN HALL, BAY 1 SOUTH**
 A11 SCALE: 3/16" = 1'-0"



REVISIONS:

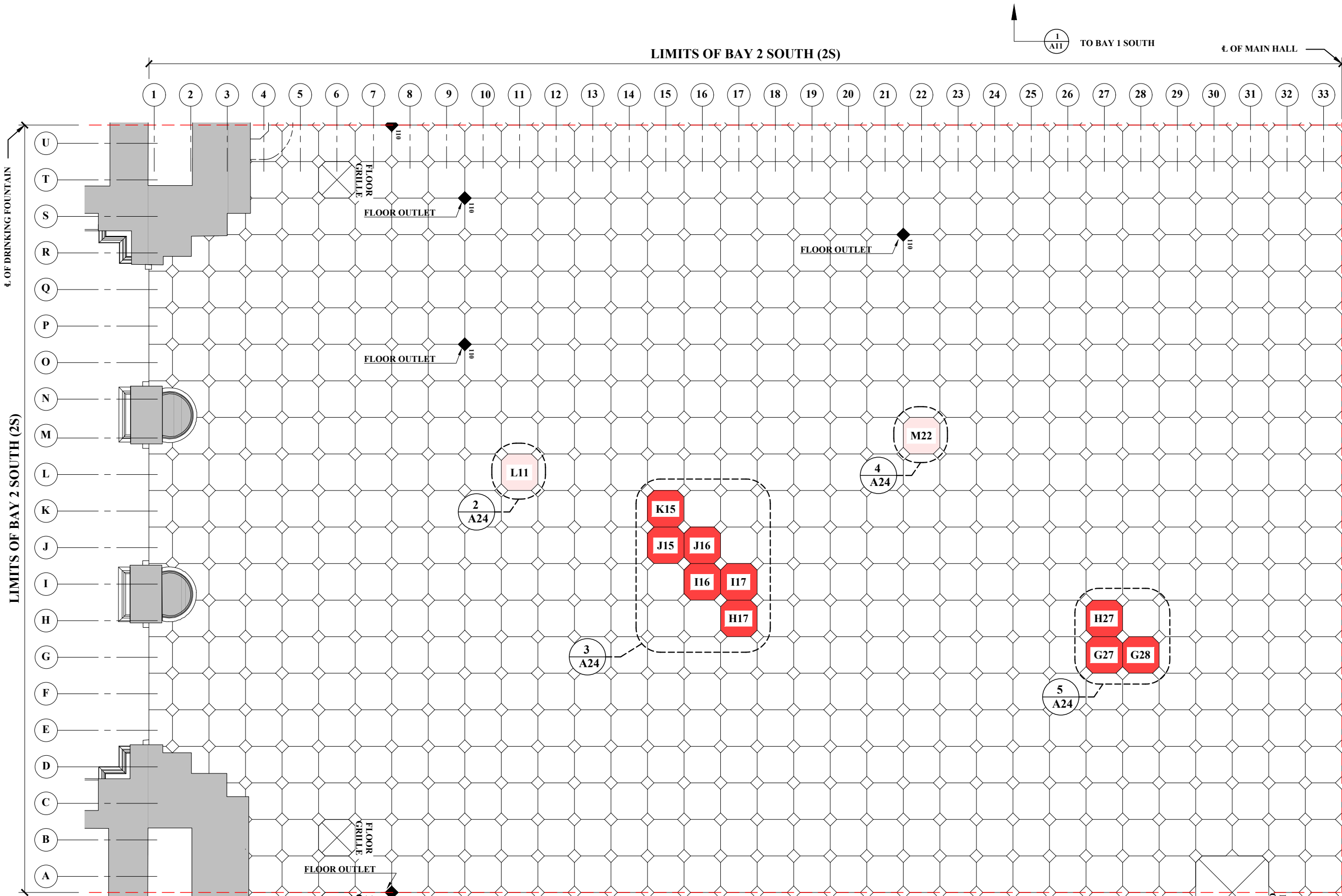
John Bowie Associates
 204 West Rose Valley Road
 Wallingford, Pennsylvania 19086
 Phone: 610-565-1268
 Architects and Consultants to Museums, Historic Sites and Cultural Properties

SCALE: AS NOTED
 DATE: May 16, 2023
 DRAWN: EAO
 APPROVED: JRB

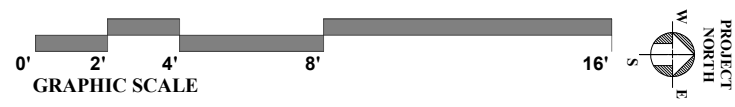
**SELECT REPLACEMENT OF THE FLOOR TILES
 IN THE MAIN HALL AND WEST HALL - Phase 2**
 Washington Union Station
 Washington, D. C.
 SHEET TITLE: FLOOR PLAN - MAIN HALL, BAY 1 SOUTH

SHEET NO.
A11
 SHEET 11 OF 30

LIMITS OF BAY 2 SOUTH (2S)



1
A12 **FLOOR PLAN - MAIN HALL, BAY 2 SOUTH**
SCALE: 3/16" = 1'-0"



LEGEND

- REPLACE FLOOR TILE: BASE BID
- REPLACE FLOOR TILE: ALTERNATE "A"

REVISIONS:

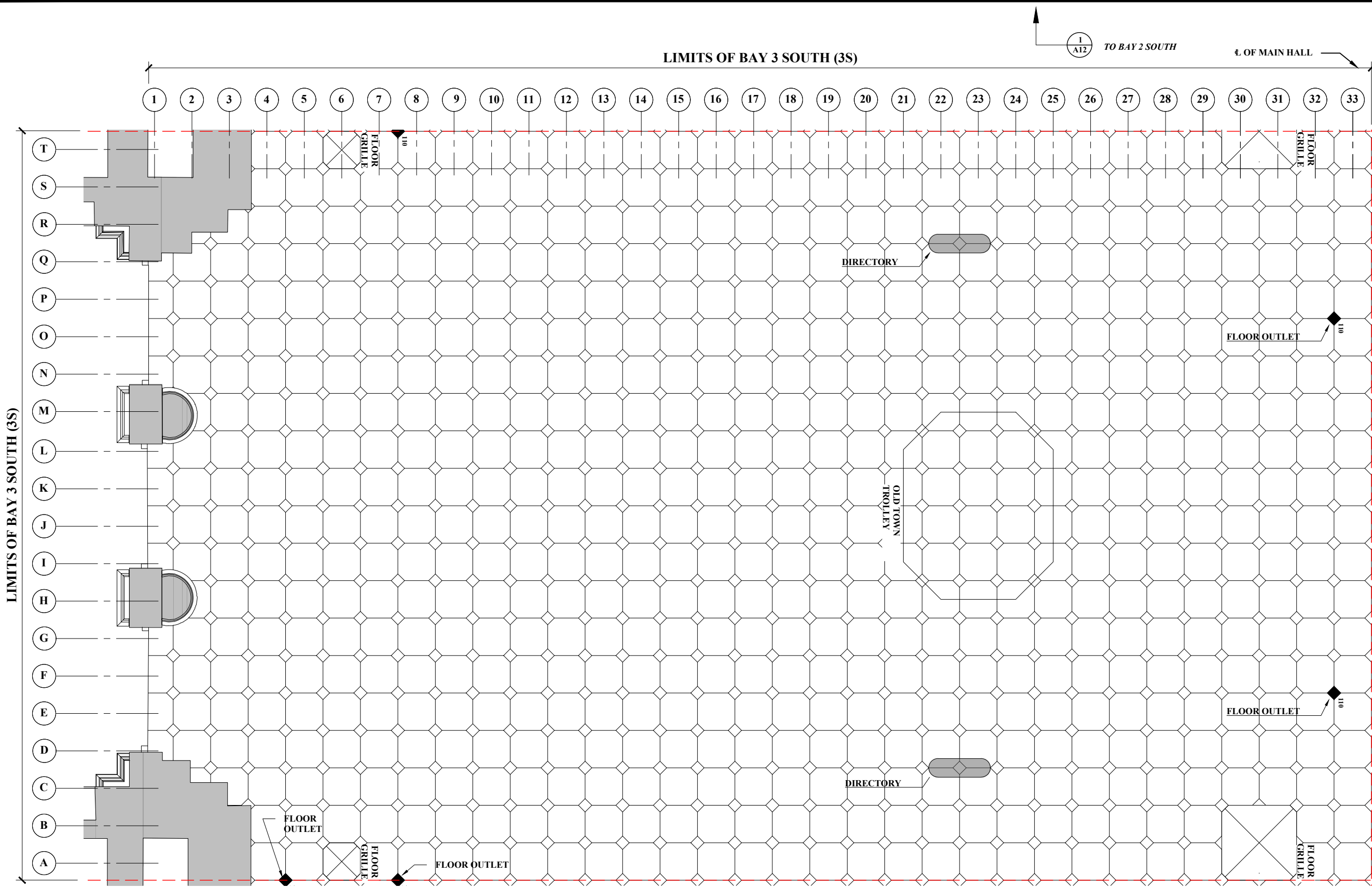
John Bowie Associates
204 West Rose Valley Road
Wallingford, Pennsylvania 19086
Phone: 610-565-1268
Architects and Consultants to Museums, Historic Sites and Cultural Properties

SCALE: AS NOTED
DATE: May 16, 2023
DRAWN: EAO
APPROVED: JRB

**SELECT REPLACEMENT OF THE FLOOR TILES
IN THE MAIN HALL AND WEST HALL - Phase 2**
Washington Union Station
Washington, D. C.
SHEET TITLE: FLOOR PLAN - MAIN HALL, BAY 2 SOUTH

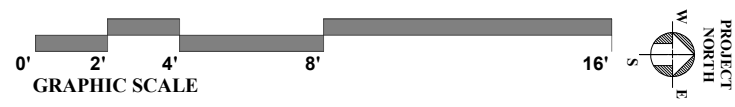
SHEET NO.
A12
SHEET 12 OF 30

LIMITS OF BAY 3 SOUTH (3S)



LIMITS OF BAY 3 SOUTH (3S)

1
A13 **FLOOR PLAN - MAIN HALL, BAY 3 SOUTH**
SCALE: 3/16" = 1'-0"



LEGEND

- REPLACE FLOOR TILE: BASE BID
- REPLACE FLOOR TILE: ALTERNATE "A"

REVISIONS:

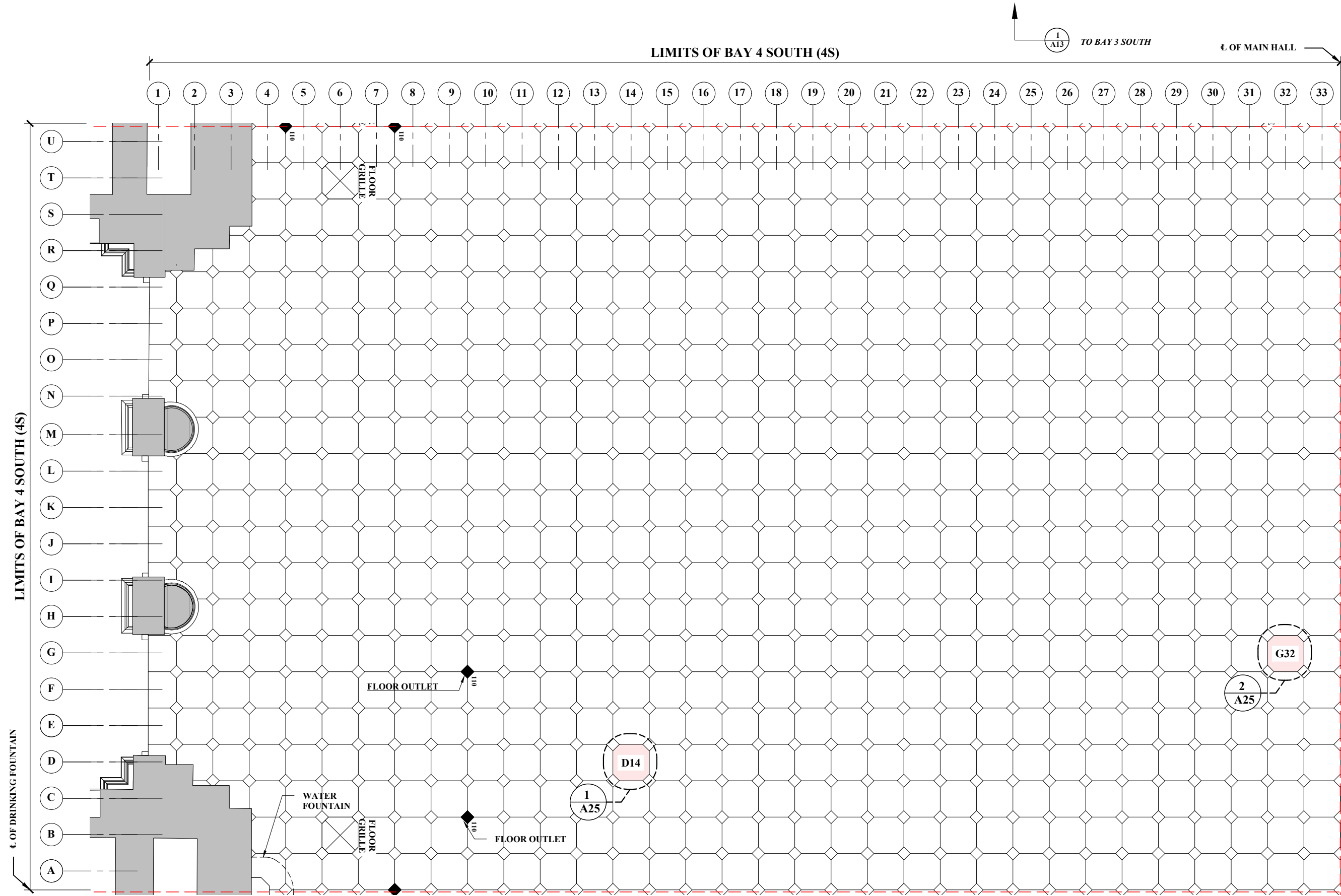
John Bowie Associates
204 West Rose Valley Road
Wallingford, Pennsylvania 19086
Phone: 610-565.1268
Architects and Consultants to Museums, Historic Sites and Cultural Properties

SCALE: AS NOTED
DATE: May 16, 2023
DRAWN: EAO
APPROVED: JRB

**SELECT REPLACEMENT OF THE FLOOR TILES
IN THE MAIN HALL AND WEST HALL - Phase 2**
Washington Union Station
Washington, D. C.
SHEET TITLE: FLOOR PLAN - MAIN HALL, BAY 3 SOUTH

SHEET NO.
A13
SHEET 13 OF 30

LIMITS OF BAY 4 SOUTH (4S)



LIMITS OF BAY 4 SOUTH (4S)

4. OF DRINKING FOUNTAIN

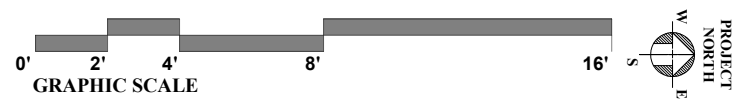
1
A13 TO BAY 3 SOUTH

4. OF MAIN HALL

1
A9 TO BAY 4 NORTH

1
A15 TO BAY 5 SOUTH

1
A14 FLOOR PLAN - MAIN HALL, BAY 4 SOUTH
SCALE: 3/16" = 1'-0"



LEGEND

- REPLACE FLOOR TILE: BASE BID
- REPLACE FLOOR TILE: ALTERNATE "A"

REVISIONS:

John Bowie Associates
204 West Rose Valley Road
Wallingford, Pennsylvania 19086
Phone: 610-565-1268
Architects and Consultants to Museums, Historic Sites and Cultural Properties

SCALE: AS NOTED
DATE: May 16, 2023
DRAWN: EAO
APPROVED: JRB

SELECT REPLACEMENT OF THE FLOOR TILES IN THE MAIN HALL AND WEST HALL - Phase 2
Washington Union Station
Washington, D. C.
SHEET TITLE: FLOOR PLAN - MAIN HALL, BAY 4 SOUTH

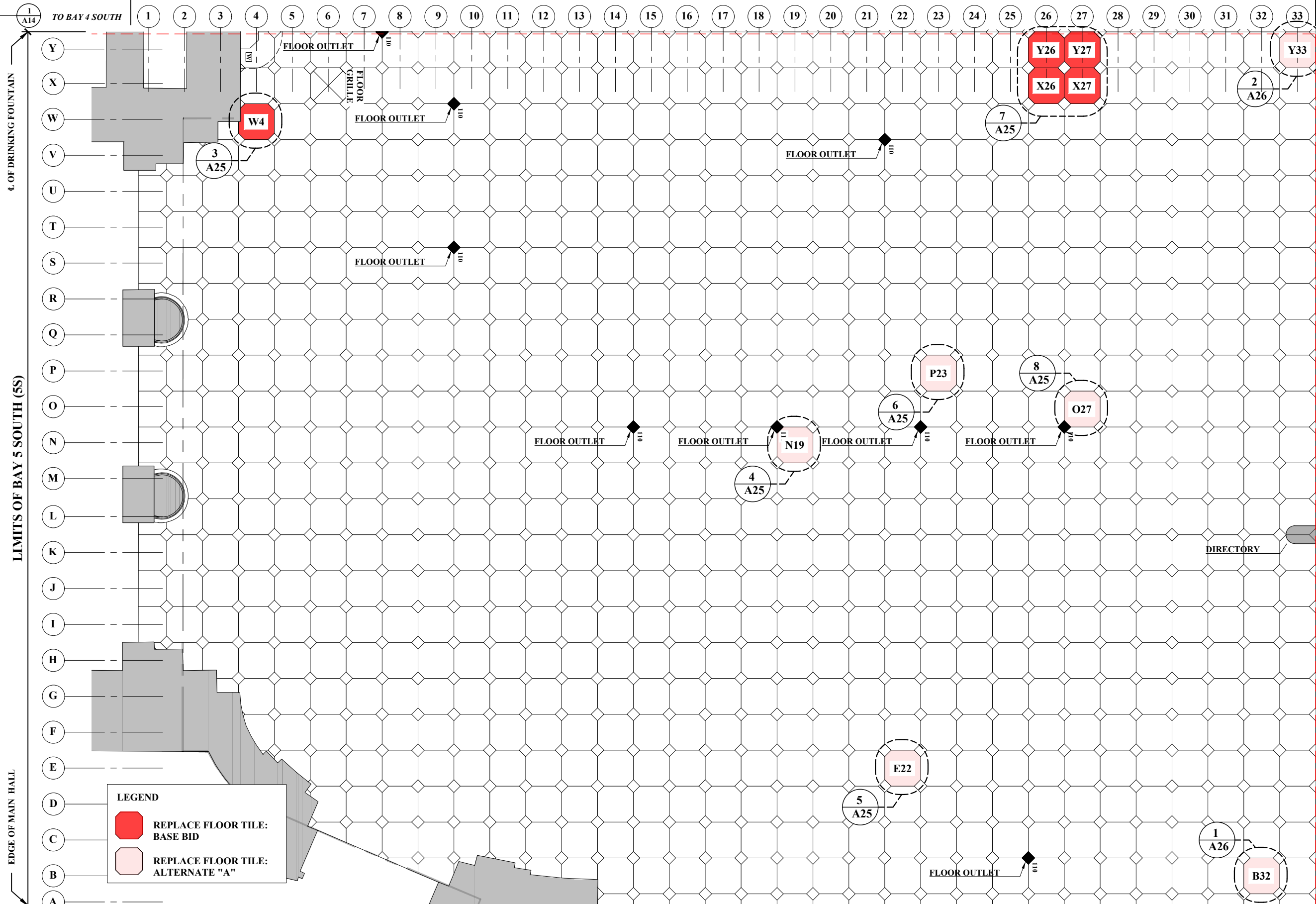
SHEET NO.

A14

SHEET 14 OF 30

LIMITS OF BAY 5 SOUTH (SS)

4. OF MAIN HALL



LEGEND

- REPLACE FLOOR TILE: BASE BID
- REPLACE FLOOR TILE: ALTERNATE "A"

1 **FLOOR PLAN - MAIN HALL, BAY 5 SOUTH**
A15 SCALE: 3/16" = 1'-0"



1 A16 TO EAST COLONNADE SOUTH

REVISIONS:

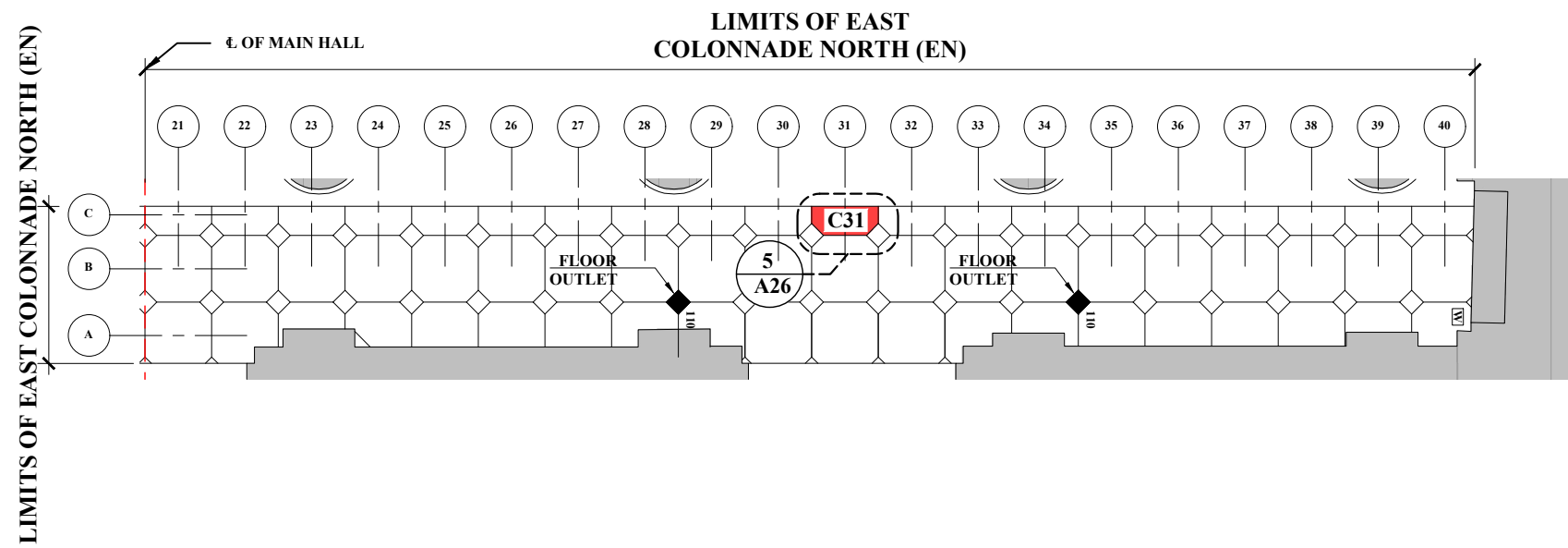
John Bowie Associates
 204 West Rose Valley Road
 Wallingford, Pennsylvania 19086
 Phone: 610-565-1268
 Architects and Consultants to Museums, Historic Sites and Cultural Properties

SCALE: AS NOTED
 DATE: May 16, 2023
 DRAWN: EAO
 APPROVED: JRB

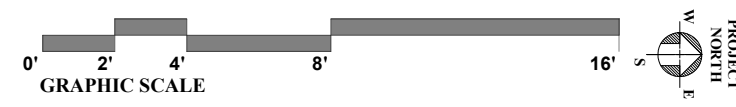
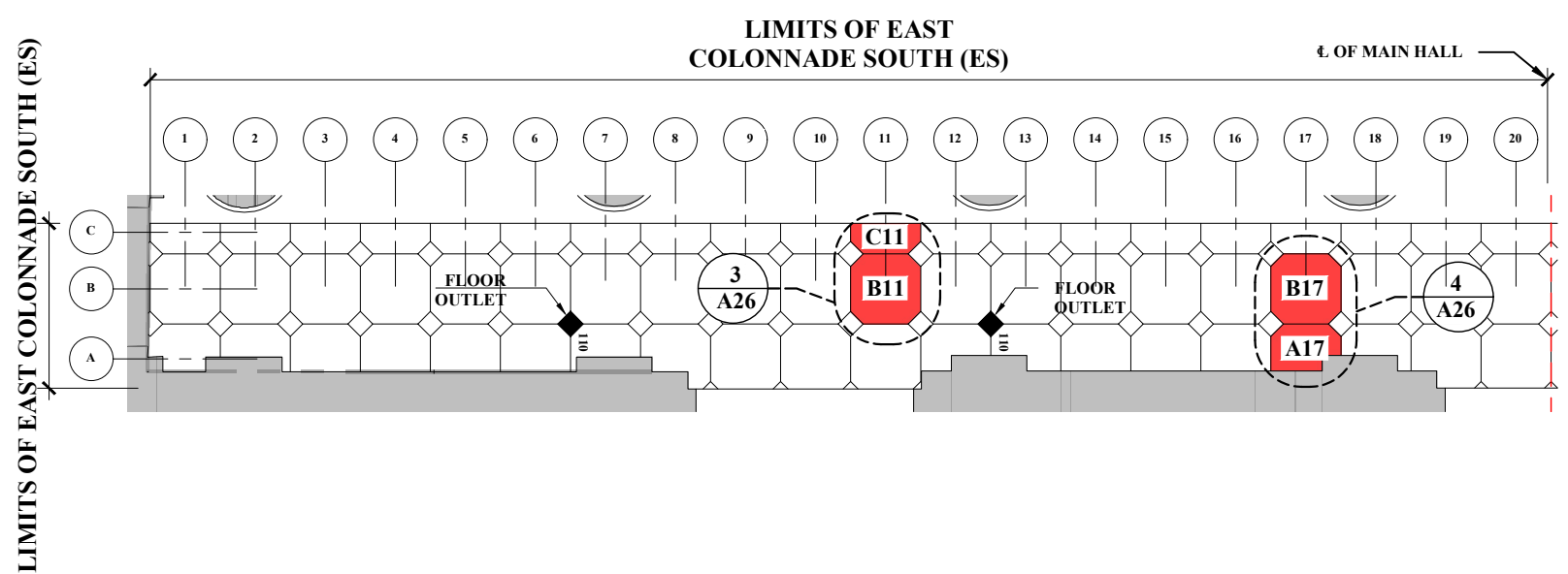
**SELECT REPLACEMENT OF THE FLOOR TILES
 IN THE MAIN HALL AND WEST HALL - Phase 2**
 Washington Union Station
 Washington, D. C.
 SHEET TITLE: FLOOR PLAN - MAIN HALL, BAY 5 SOUTH

SHEET NO.
A15
 SHEET 15 OF 30

2
A16 **FLOOR PLAN - MAIN HALL, EAST COLONNADE - NORTH**
SCALE: 3/16" = 1'-0"



1
A16 **FLOOR PLAN - MAIN HALL, EAST COLONNADE - SOUTH**
SCALE: 3/16" = 1'-0"



LEGEND	
	REPLACE FLOOR TILE: BASE BID
	REPLACE FLOOR TILE: ALTERNATE "A"

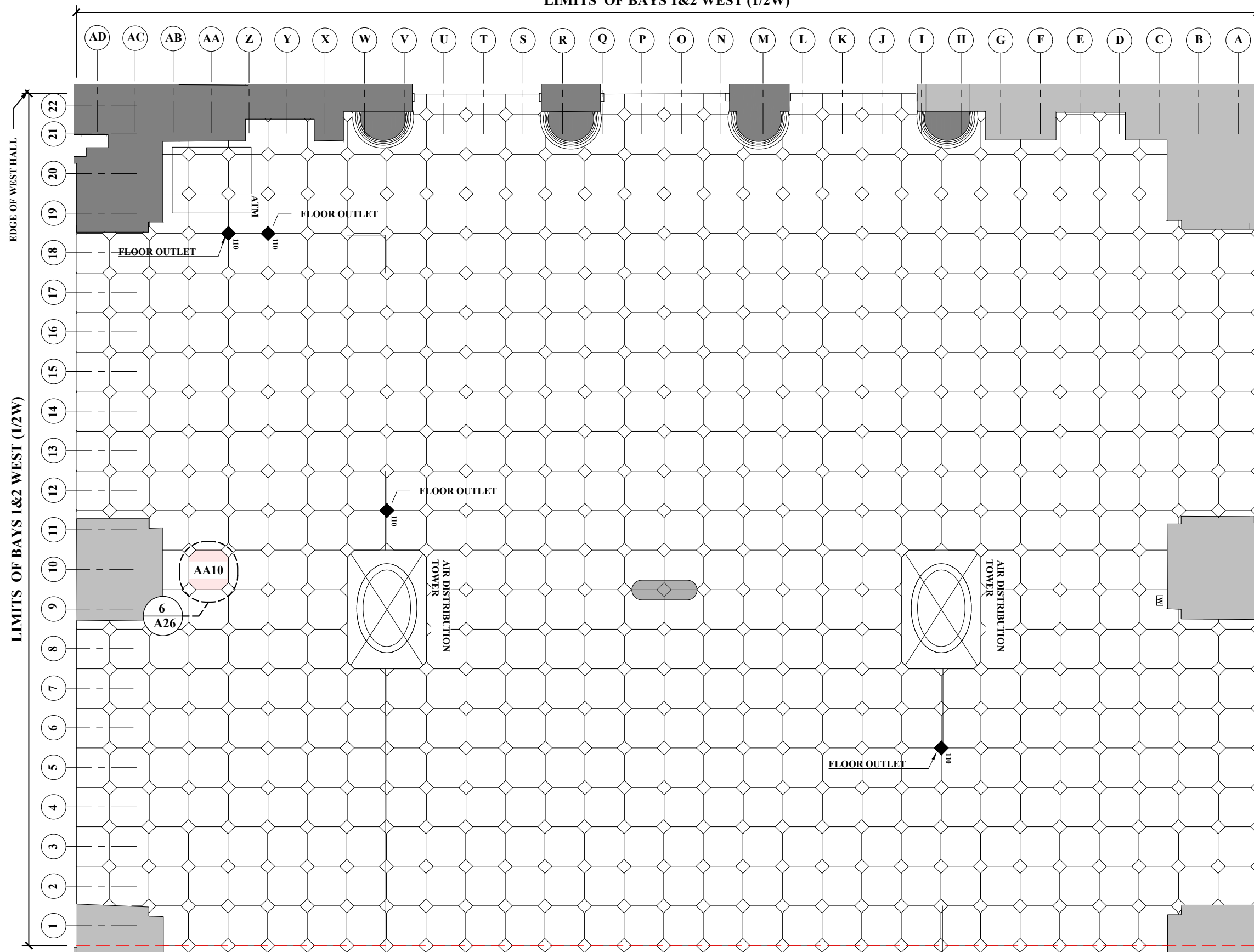
SELECT REPLACEMENT OF THE FLOOR TILES IN THE MAIN HALL AND WEST HALL - Phase 2
Washington Union Station
Washington, D. C.
SHEET TITLE: FLOOR PLAN - MAIN HALL, EAST COLONNADE

SHEET NO.
A16
SHEET 16 OF 30

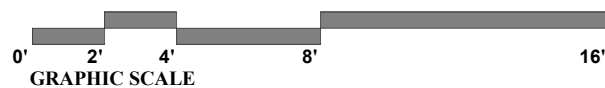
REVISIONS:
John Bowie Associates
204 West Rose Valley Road
Wallingford, Pennsylvania 19086
Phone: 610-565-1268
Architects and Consultants to Museums, Historic Sites and Cultural Properties

SCALE: AS NOTED
DATE: May 16, 2023
DRAWN: EAO
APPROVED: JRB

LIMITS OF BAYS 1&2 WEST (1/2W)



1
A17 **FLOOR PLAN, WEST HALL - BAYS 1 & 2**
SCALE: 3/16" = 1'-0"



1
A18 TO BAY 3&4 WEST

LEGEND

	REPLACE FLOOR TILE: BASE BID
	REPLACE FLOOR TILE: ALTERNATE "A"

REVISIONS:

John Bowie Associates
204 West Rose Valley Road
Wallingford, Pennsylvania 19086
Phone: 610.565.1268
Architects and Consultants to Museums, Historic Sites and Cultural Properties

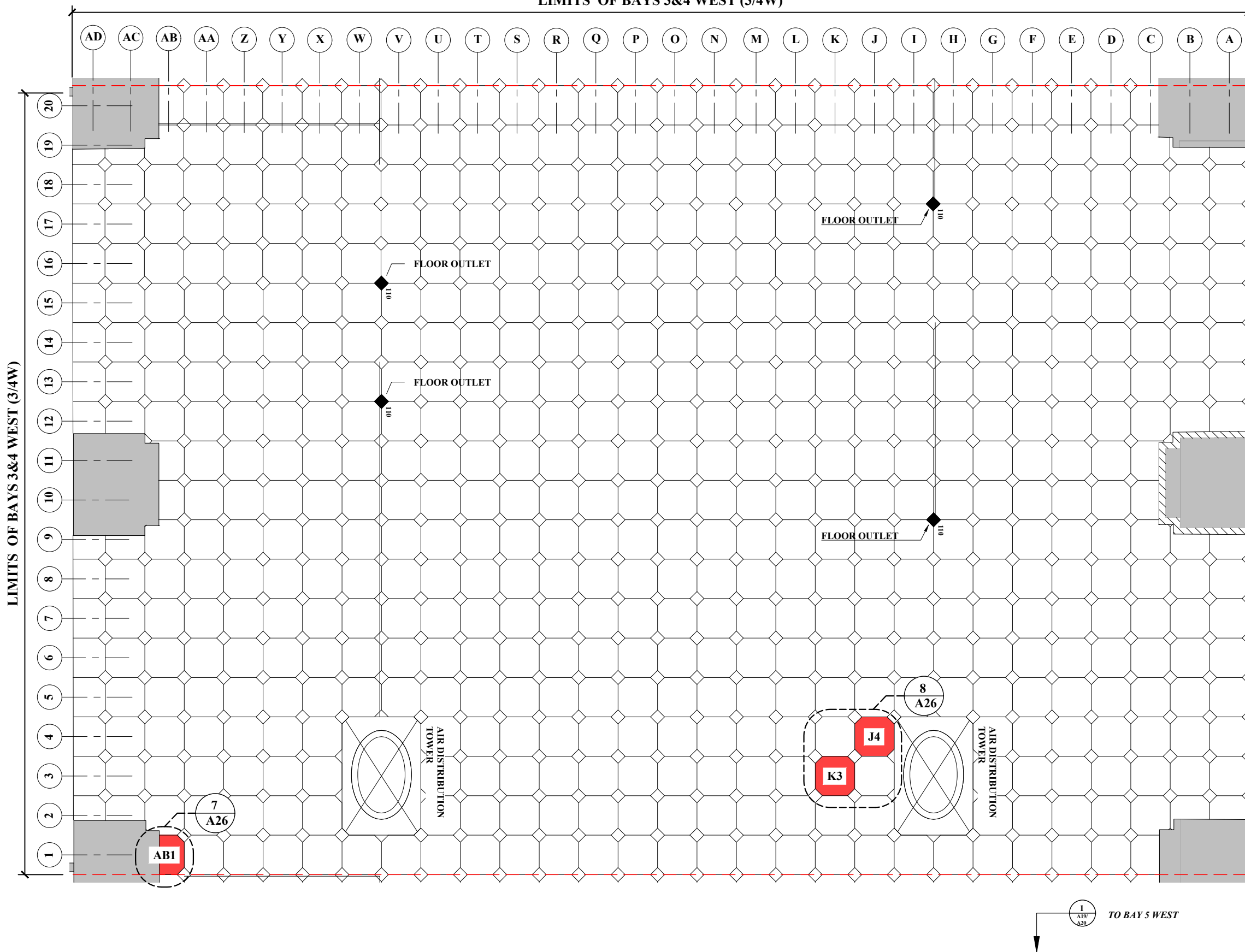
SCALE: AS NOTED
DATE: May 16, 2023
DRAWN: EAO
APPROVED: JRB

**SELECT REPLACEMENT OF THE FLOOR TILES
IN THE MAIN HALL AND WEST HALL - Phase 2**
Washington Union Station
Washington, D. C.
SHEET TITLE: FLOOR PLAN - WEST HALL, BAYS 1 & 2

SHEET NO.

A17

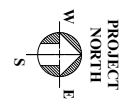
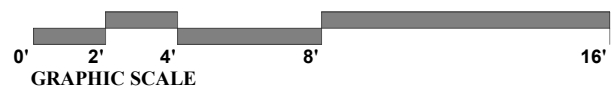
LIMITS OF BAYS 3&4 WEST (3/4W)



1
A18

FLOOR PLAN BAY 3&4 WEST

SCALE: 3/16" = 1'-0"



LEGEND

	REPLACE FLOOR TILE: BASE BID
	REPLACE FLOOR TILE: ALTERNATE "A"

REVISIONS:

John Bowie Associates
204 West Rose Valley Road
Wallingford, Pennsylvania 19086
Phone: 610-565-1268
Architects and Consultants to Museums, Historic Sites and Cultural Properties

SCALE: AS NOTED

DATE: May 16, 2023

DRAWN: EAO

APPROVED: JRB


**SELECT REPLACEMENT OF THE FLOOR TILES
IN THE MAIN HALL AND WEST HALL - Phase 2**
Washington Union Station
Washington, D. C.

SHEET TITLE: FLOOR PLAN - WEST HALL, BAYS 3 & 4

SHEET NO.

A18

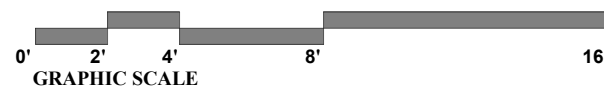
SHEET 18 OF 30





1
A19

FLOOR PLAN, WEST HALL - BAY 5 NORTH

SCALE: 3/16" = 1'-0"



LEGEND	
	REPLACE FLOOR TILE: BASE BID
	REPLACE FLOOR TILE: ALTERNATE "A"

REVISIONS:

John Bowie Associates
204 West Rose Valley Road
Wallingford, Pennsylvania 19086
Phone: 610-565-1268

Architects and Consultants to Museums, Historic Sites and Cultural Properties

SCALE: AS NOTED

DATE: May 16, 2023

DRAWN: EAO

APPROVED: JRB

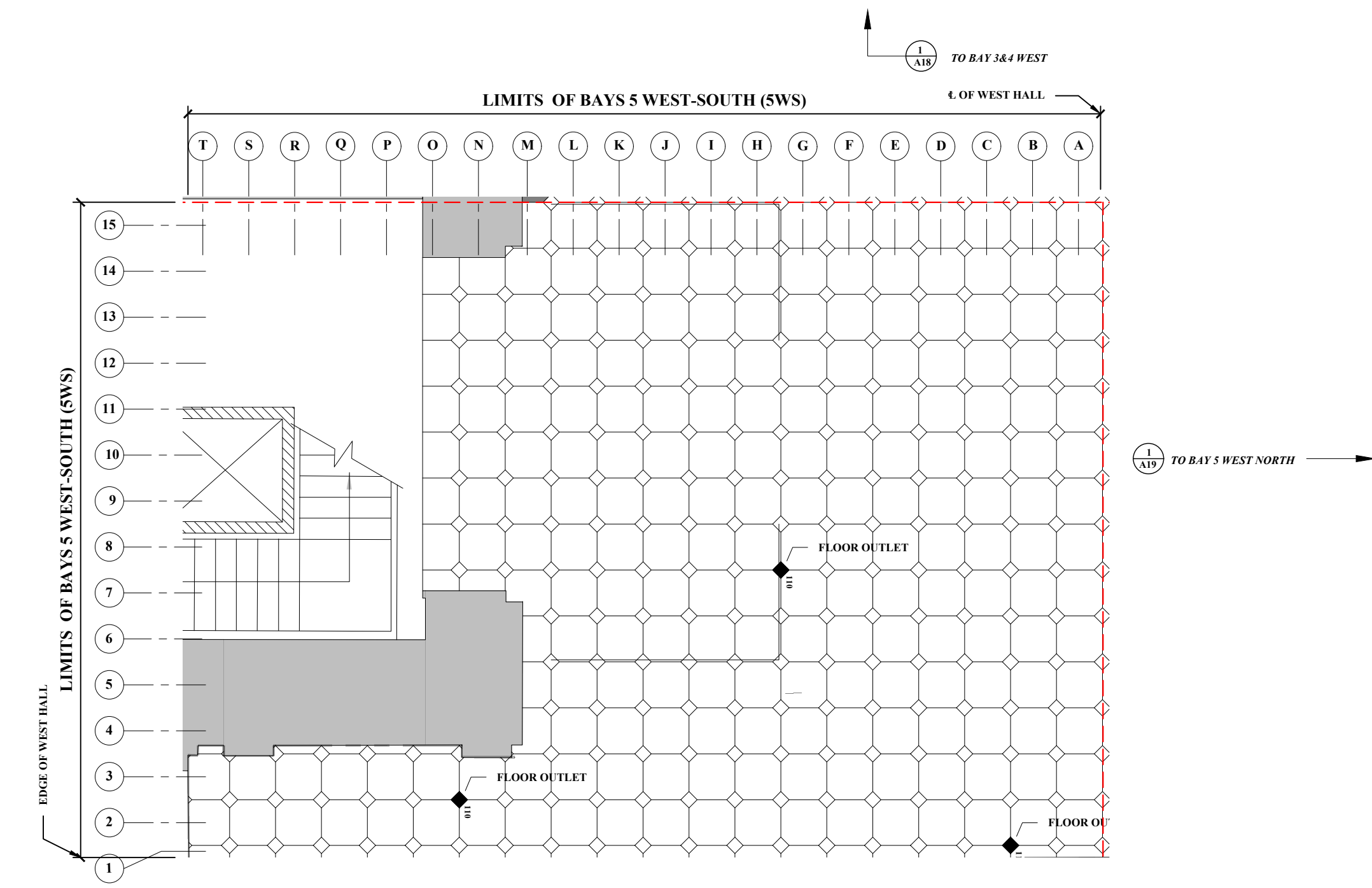
**SELECT REPLACEMENT OF THE FLOOR TILES
IN THE MAIN HALL AND WEST HALL - Phase 2**
Washington Union Station
Washington, D. C.

SHEET TITLE: FLOOR PLAN - WEST HALL, BAY 5 NORTH

SHEET NO.

A19

SHEET 19 OF 30



1
A20 **FLOOR PLAN - WEST HALL, BAY 5 SOUTH**
SCALE: 3/16" = 1'-0"



LEGEND	
	REPLACE FLOOR TILE: BASE BID
	REPLACE FLOOR TILE: ALTERNATE "A"

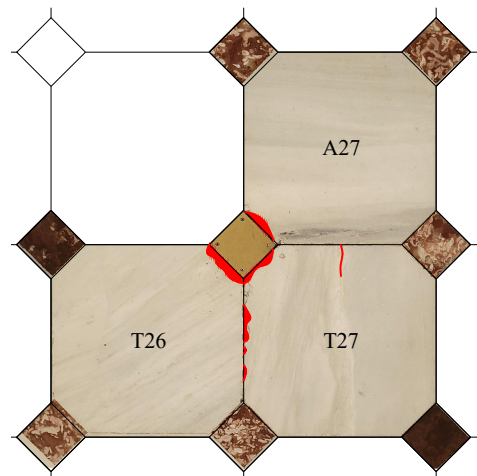
REVISIONS:

John Bowie Associates
204 West Rose Valley Road
Wallingford, Pennsylvania 19086
Phone: 610.565.1268
Architects and Consultants to Museums, Historic Sites and Cultural Properties

SCALE: AS NOTED
DATE: May 16, 2023
DRAWN: EAO
APPROVED: JRB

**SELECT REPLACEMENT OF THE FLOOR TILES
IN THE MAIN HALL AND WEST HALL - Phase 2**
Washington Union Station
Washington, D. C.
SHEET TITLE: FLOOR PLAN - WEST HALL, BAY 5 SOUTH

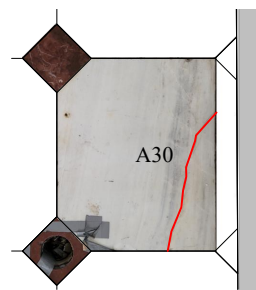
SHEET NO.
A20
SHEET 20 OF 30



BAY 2 - NORTH / BAY 3 NORTH
TILE A27 / TILES T26 & T27

5
A21
REF. SHEET A4 & A5

SCALE: 1/2" = 1'-0"



BAY 2 - NORTH
TILE A30

6
A21
REF. SHEET A4


SCALE: 1/2" = 1'-0"



BAY 2 - NORTH
TILE F33

7
A21
REF. SHEET A4

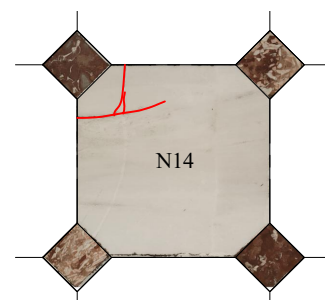
SCALE: 1/2" = 1'-0"



BAY 1 - NORTH
TILE A7 & A8

1
A21
REF. SHEET A3

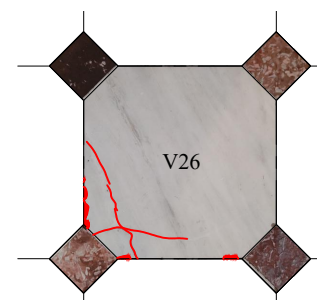
SCALE: 1/2" = 1'-0"



BAY 1 - NORTH
TILE N14 (ALT "A")

2
A21
REF. SHEET A3

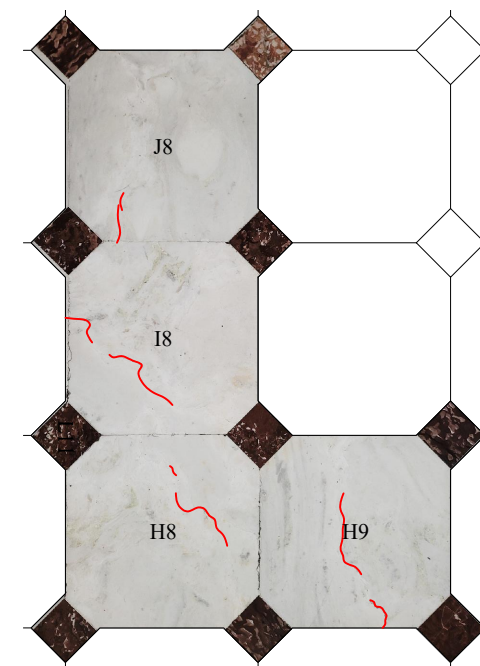
SCALE: 1/2" = 1'-0"



BAY 1 - NORTH
TILE V26 (ALT "A")

3
A21
REF. SHEET A3

SCALE: 1/2" = 1'-0"



BAY 2 - NORTH
TILES H8, H9, I8, & J8

4
A21
REF. SHEET A4

SCALE: 1/2" = 1'-0"

LEGEND

— CRACK IN EXISTING FLOOR TILE

● DIVOT IN EXISTING FLOOR TILE




REVISIONS:

John Bowie Associates
204 West Rose Valley Road
Wallingford, Pennsylvania 19086
Phone: 610.565.1268
Architects and Consultants to Museums, Historic Sites and Cultural Properties

SCALE: AS NOTED
DATE: May 16, 2023
DRAWN: EAO
APPROVED: JRB

**SELECT REPLACEMENT OF THE FLOOR TILES
IN THE MAIN HALL AND WEST HALL - Phase 2**
Washington Union Station
Washington, D. C.
SHEET TITLE: FLOOR TILE PHOTOS - 1

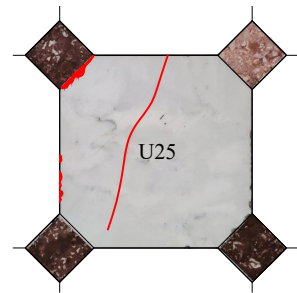
SHEET NO.
A21
SHEET 21 OF 30



BAY 4 - NORTH
TILES E18, F18, & F19
REF. SHEET A6

5
A22

SCALE: 1/2" = 1'-0"



BAY 4 - NORTH
TILE U25 (ALT "A")
REF. SHEET A6

6
A22

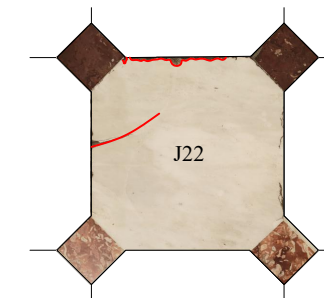
SCALE: 1/2" = 1'-0"



BAY 5 - NORTH
TILES W19, W20, X19, & X20
REF. SHEET A7

7
A22


SCALE: 1/2" = 1'-0"



BAY 5 - NORTH
TILE J22 (ALT "A")
REF. SHEET A7

8
A22

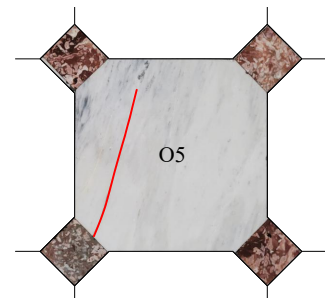
SCALE: 1/2" = 1'-0"



BAY 4 - NORTH
TILE B1, B2, C1, & C2
REF. SHEET A6

1
A22

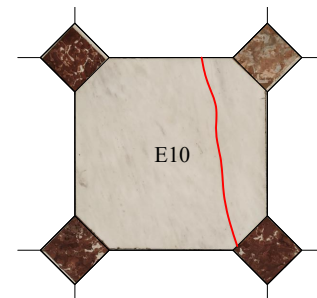
SCALE: 1/2" = 1'-0"



BAY 4 - NORTH
TILE O5 (ALT "A")
REF. SHEET A6

2
A22

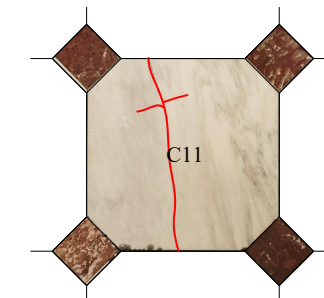
SCALE: 1/2" = 1'-0"



BAY 4 - NORTH
TILE E10 (ALT "A")
REF. SHEET A6

3
A22

SCALE: 1/2" = 1'-0"



BAY 2 - NORTH
TILE C11 (ALT "A")
REF. SHEET A6

4
A22

SCALE: 1/2" = 1'-0"

LEGEND

— CRACK IN EXISTING FLOOR TILE

● DIVOT IN EXISTING FLOOR TILE



SELECT REPLACEMENT OF THE FLOOR TILES
IN THE MAIN HALL AND WEST HALL - Phase 2
Washington Union Station
Washington, D. C.

SHEET NO.

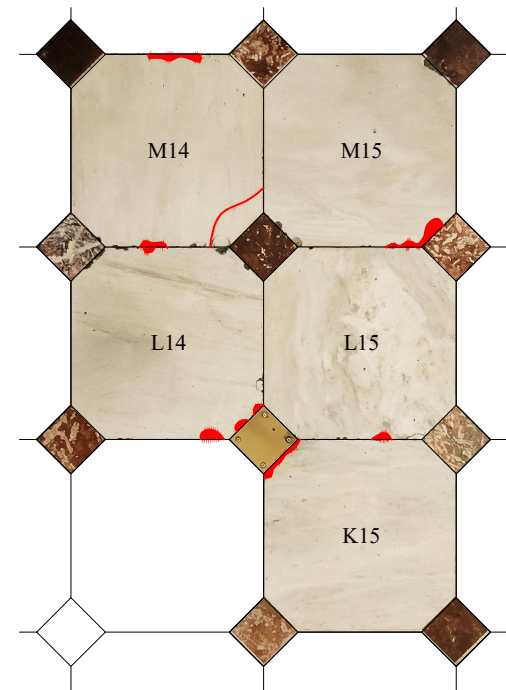
A22

SHEET 22 OF 30

SCALE: AS NOTED
DATE: May 16, 2023
DRAWN: EAO
APPROVED: JRB

REVISIONS:

John Bowie Associates
204 West Rose Valley Road
Wallingford, Pennsylvania 19086
Phone: 610.565.1268
Architects and Consultants to Museums, Historic Sites and Cultural Properties



**BAY 1 - SOUTH
TILES K15, L14, L15, M14, & M15
REF. SHEET A8**

5
A23

SCALE: 1/2" = 1'-0"



**BAY 1 - SOUTH
TILES L21, L22, L23, & K24
REF. SHEET A8**

6
A23

SCALE: 1/2" = 1'-0"



**BAY 1 - SOUTH
TILES Q26 & R26
REF. SHEET A8**

7
A23

SCALE: 1/2" = 1'-0"



**BAY 5 - NORTH
TILE I28 (ALT "A")
REF. SHEET A7**

1
A23

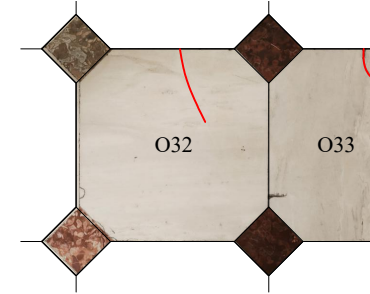
SCALE: 1/2" = 1'-0"



**BAY 5 - NORTH
TILE I31 & J31
REF. SHEET A7**

2
A23

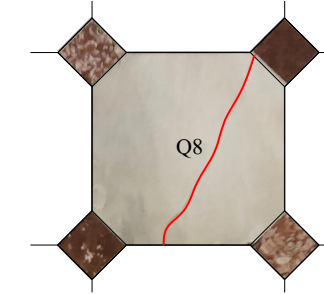
SCALE: 1/2" = 1'-0"



**BAY 5 - NORTH
TILE O32 & O33
REF. SHEET A7**

3
A23

SCALE: 1/2" = 1'-0"



**BAY 1 - SOUTH
TILE Q8 (ALT "A")
REF. SHEET A8**

4
A23

SCALE: 1/2" = 1'-0"

LEGEND

— CRACK IN EXISTING FLOOR TILE

● DIVOT IN EXISTING FLOOR TILE



PROJECT
NORTH

REVISIONS:

John Bowie Associates
204 West Rose Valley Road
Wallingford, Pennsylvania 19086
Phone: 610-565-1268
Architects and Consultants to Museums, Historic Sites and Cultural Properties

SCALE: AS NOTED
DATE: May 16, 2023
DRAWN: EAO
APPROVED: JRB

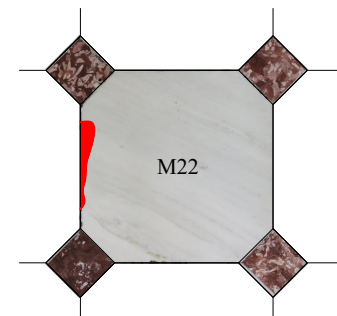
**SELECT REPLACEMENT OF THE FLOOR TILES
IN THE MAIN HALL AND WEST HALL - Phase 2**
Washington Union Station
Washington, D. C.

SHEET TITLE: FLOOR TILE PHOTOS - 3

SHEET NO.

A23

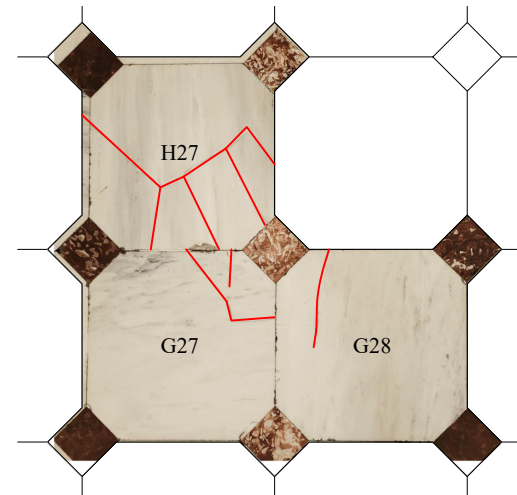
SHEET 23 OF 29



BAY 2 - SOUTH
TILE M22 (ALT "A")
REF. SHEET A9

4
A24

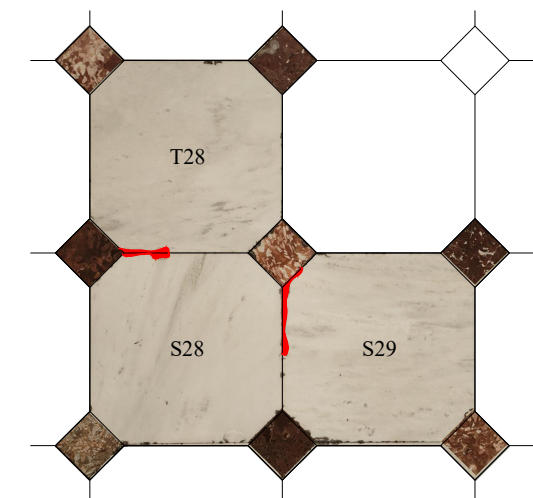
SCALE: 1/2" = 1'-0"



BAY 2 - SOUTH
TILES G27, G28, & H27
REF. SHEET A9

5
A24

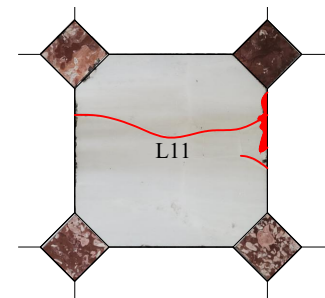
SCALE: 1/2" = 1'-0"



BAY 1 - SOUTH
TILES S28, S29, & T28
REF. SHEET A8

1
A24

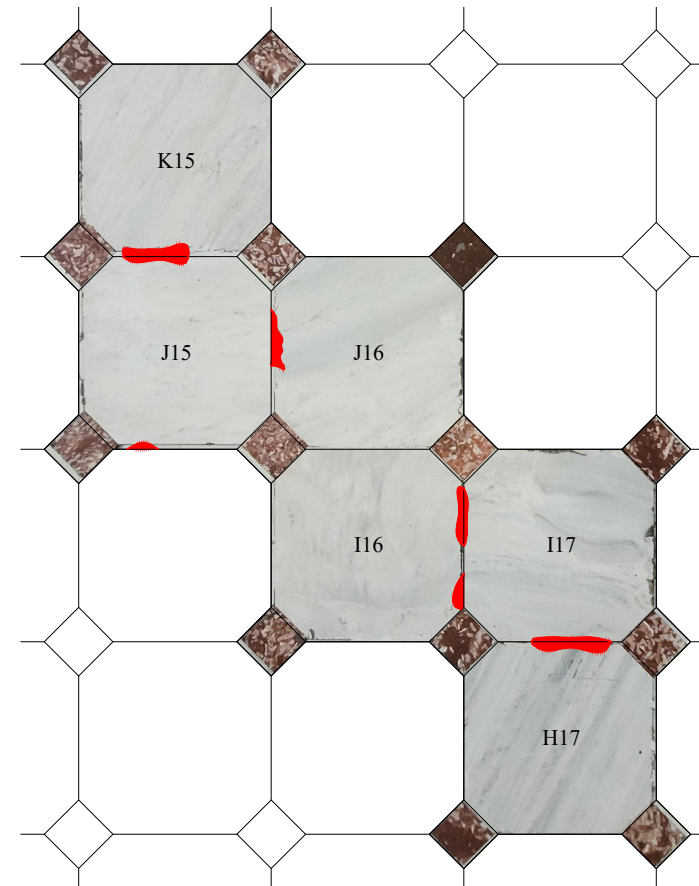
SCALE: 1/2" = 1'-0"



BAY 2 - SOUTH
TILE L11 (ALT "A")
REF. SHEET A9

2
A24

SCALE: 1/2" = 1'-0"



BAY 2 - SOUTH
TILES H17, I16, I17, J15, J16, & K15
REF. SHEET A9

3
A24

SCALE: 1/2" = 1'-0"

LEGEND

— CRACK IN EXISTING FLOOR TILE

● DIVOT IN EXISTING FLOOR TILE



PROJECT
NORTH

REVISIONS:

John Bowie Associates
204 West Rose Valley Road
Wallingford, Pennsylvania 19086
Phone: 610.565.1268
Architects and Consultants to Museums, Historic Sites and Cultural Properties

SCALE: AS NOTED
DATE: May 16, 2023
DRAWN: EAO
APPROVED: JRB


SELECT REPLACEMENT OF THE FLOOR TILES
IN THE MAIN HALL AND WEST HALL - Phase 2
Washington Union Station
Washington, D. C.

SHEET TITLE: FLOOR TILE PHOTOS - 4

SHEET NO.

A24

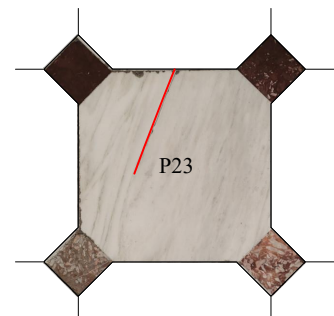
SHEET 24 OF 30



BAY 5 - SOUTH
TILE E22 (ALT "A")
REF. SHEET A12

5
A25

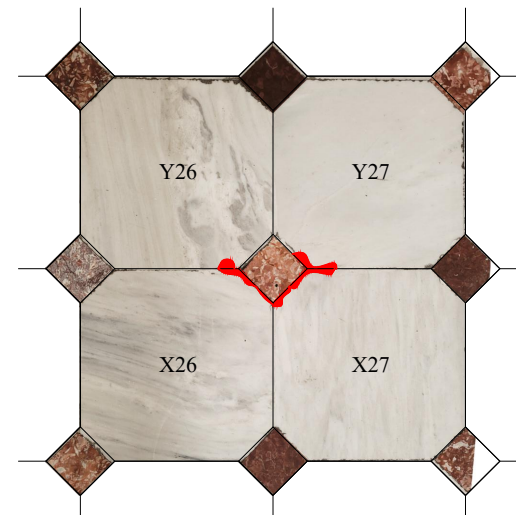
SCALE: 1/2" = 1'-0"



BAY 5 - SOUTH
TILE P23 (ALT "A")
REF. SHEET A12

6
A25

SCALE: 1/2" = 1'-0"



BAY 5 - SOUTH
TILES X26, X27, Y26, & Y27
REF. SHEET A12

7
A25

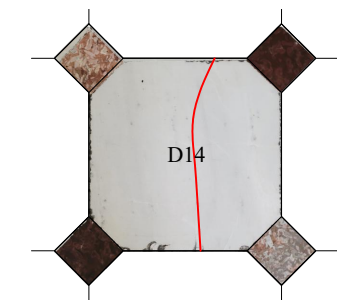
SCALE: 1/2" = 1'-0"



BAY 5 - SOUTH
TILE O27 (ALT "A")
REF. SHEET A12

8
A25

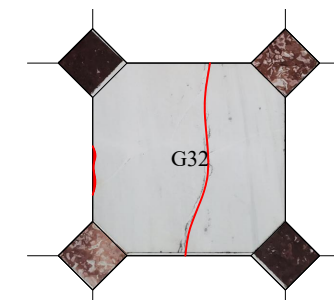
SCALE: 1/2" = 1'-0"



BAY 4 - SOUTH
TILE D14 (ALT "A")
REF. SHEET A11

1
A25

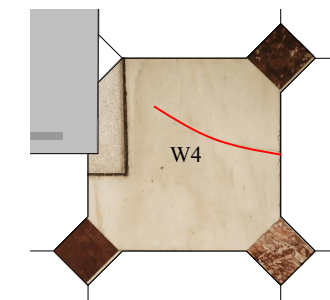
SCALE: 1/2" = 1'-0"



BAY 4 - SOUTH
TILE G32 (ALT "A")
REF. SHEET A11

2
A25

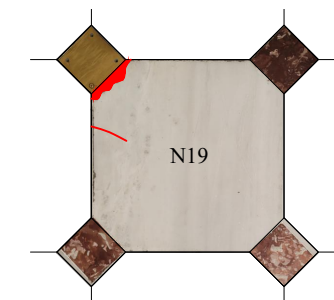
SCALE: 1/2" = 1'-0"



BAY 5 - SOUTH
TILE W4
REF. SHEET A12

3
A25

SCALE: 1/2" = 1'-0"



BAY 5 - SOUTH
TILE N19 (ALT "A")
REF. SHEET A12

4
A25

SCALE: 1/2" = 1'-0"

LEGEND

— CRACK IN EXISTING FLOOR TILE

● DIVOT IN EXISTING FLOOR TILE



PROJECT
NORTH

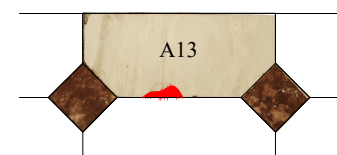
REVISIONS:

John Bowie Associates
204 West Rose Valley Road
Wallingford, Pennsylvania 19086
Phone: 610-565-1268
Architects and Consultants to Museums, Historic Sites and Cultural Properties

SCALE: AS NOTED
DATE: May 16, 2023
DRAWN: EAO
APPROVED: JRB

**SELECT REPLACEMENT OF THE FLOOR TILES
IN THE MAIN HALL AND WEST HALL - Phase 2**
Washington Union Station
Washington, D. C.
SHEET TITLE: FLOOR TILE PHOTOS - 5

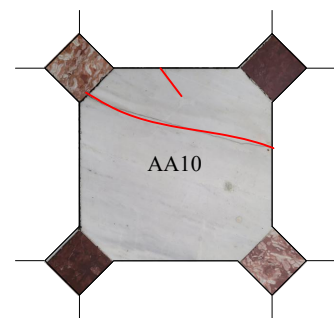
SHEET NO.
A25
SHEET 25 OF 30



EAST COLONNADE - NORTH
TILE C31
REF. SHEET A13

5
A26

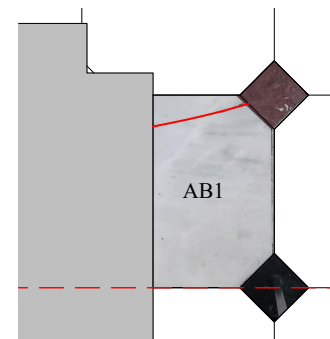
SCALE: 1/2" = 1'-0"



BAY 1 & 2 - WEST
TILE AA10 (ALT "A")
REF. SHEET A14

6
A26


SCALE: 1/2" = 1'-0"



BAY 3 & 4 - WEST
TILE AB1
REF. SHEET A15

7
A26

SCALE: 1/2" = 1'-0"



BAY 3 & 4 - WEST
TILES K3, & J4
REF. SHEET A15

8
A26

SCALE: 1/2" = 1'-0"



BAY 5 - SOUTH
TILE B32 (ALT "A")
REF. SHEET A12

1
A26

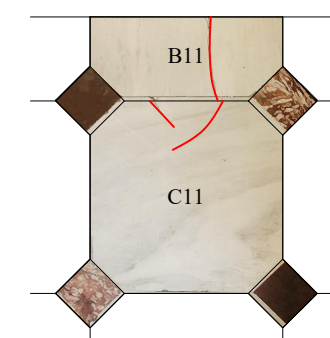
SCALE: 1/2" = 1'-0"



BAY 5 - SOUTH
TILE Y33 (ALT "A")
REF. SHEET A12

2
A26

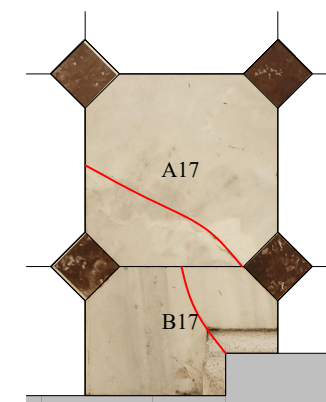
SCALE: 1/2" = 1'-0"



EAST COLONNADE - SOUTH
TILES B11, & C11
REF. SHEET A13

3
A26

SCALE: 1/2" = 1'-0"



EAST COLONNADE - SOUTH
TILES A17, & B17
REF. SHEET A13

4
A26

SCALE: 1/2" = 1'-0"

LEGEND

— CRACK IN EXISTING FLOOR TILE

● DIVOT IN EXISTING FLOOR TILE



REVISIONS:

John Bowie Associates
204 West Rose Valley Road
Wallingford, Pennsylvania 19086
Phone: 610-565-1268
Architects and Consultants to Museums, Historic Sites and Cultural Properties

SCALE: AS NOTED
DATE: May 16, 2023
DRAWN: EAO
APPROVED: JRB


**SELECT REPLACEMENT OF THE FLOOR TILES
IN THE MAIN HALL AND WEST HALL - Phase 2**
Washington Union Station
Washington, D. C.
SHEET TITLE: FLOOR TILE PHOTOS - 6

SHEET NO.
A26
SHEET 26 OF 30



1
A27

TILE DEMOLITION - RED TILES LEFT IN PLACE
NOT TO SCALE



2
A27

TILE DEMOLITION - SCORING
NOT TO SCALE

REVISIONS:

John Bowie Associates
204 West Rose Valley Road
Wallingford, Pennsylvania 19086
Phone: 610-565-1268
Architects and Consultants to Museums, Historic Sites and Cultural Properties

SCALE: AS NOTED
DATE: May 16, 2023
DRAWN: EAO
APPROVED: JRB

**SELECT REPLACEMENT OF THE FLOOR TILES
IN THE MAIN HALL AND WEST HALL - Phase 2**
Washington Union Station
Washington, D. C.
SHEET TITLE: CONSTRUCTION DETAILS - 1

SHEET NO.

A27



1
A28

TILE DEMOLITION - TILE TO REMAIN PROTECTIONS
NOT TO SCALE



2
A28

TILE DEMOLITION - PRECISE TILE REMOVAL
NOT TO SCALE

REVISIONS:

John Bowie Associates
204 West Rose Valley Road
Wallingford, Pennsylvania 19086
Phone: 610.565.1268
Architects and Consultants to Museums, Historic Sites and Cultural Properties

SCALE: AS NOTED
DATE: May 16, 2023
DRAWN: EAO
APPROVED: JRB

**SELECT REPLACEMENT OF THE FLOOR TILES
IN THE MAIN HALL AND WEST HALL - Phase 2**
Washington Union Station
Washington, D. C.
SHEET TITLE: CONSTRUCTION DETAILS - 1

SHEET NO.

A28

SHEET 28 OF 30



EDGES OF
TILES
TO REMAIN
TRIMMED
SMOOTH
- ALL GROUT
AND
MORTAR REMOVED

MORTAR BED
INSTALLATION
UNDERWAY

CLEAVAGE MEMBRANE
AND WELDED WIRE
MESH INSTALLED

1 MORTAR BED INSTALLATION
A29 NOT TO SCALE



TYPICAL WORK TENTS
PLACED ON TOP OF
INDIVIDUAL TILE WORK
AREAS

ATTACH FAN AND
FILTER HOSE HERE

2 TYPICAL WORK TENTS
A29 NOT TO SCALE


REVISIONS:

John Bowie Associates
204 West Rose Valley Road
Wallingford, Pennsylvania 19086
Phone: 610-565-1268
Architects and Consultants to Museums, Historic Sites and Cultural Properties

SCALE: AS NOTED
DATE: May 16, 2023
DRAWN: EAO
APPROVED: JRB

**SELECT REPLACEMENT OF THE FLOOR TILES
IN THE MAIN HALL AND WEST HALL - Phase 2**
Washington Union Station
Washington, D. C.
SHEET TITLE: CONSTRUCTION DETAILS - 1

SHEET NO.
A29



1
A30 MORTAR BED INSTALLATION - IN PLACE REDDISH TILES
NOT TO SCALE



2
A30 MORTAR BED LEVELING
NOT TO SCALE

REVISIONS:

John Bowie Associates
204 West Rose Valley Road
Wallingford, Pennsylvania 19086
Phone: 610-565-1268
Architects and Consultants to Museums, Historic Sites and Cultural Properties

SCALE: AS NOTED
DATE: May 16, 2023
DRAWN: EAO
APPROVED: JRB

**SELECT REPLACEMENT OF THE FLOOR TILES
IN THE MAIN HALL AND WEST HALL - Phase 2**
Washington Union Station
Washington, D. C.
SHEET TITLE: CONSTRUCTION DETAILS - 1

SHEET NO.

A30

SHEET 30 OF 30